

ภาคผนวกที่ 4

เอกสารสอบเทียบความถูกต้องของเครื่องมือตรวจวัดคุณภาพสิ่งแวดล้อม

ลำดับที่ 1	คุณภาพอากาศจากปล่อง
ลำดับที่ 2	คุณภาพอากาศในบรรยากาศ
ลำดับที่ 3	คุณภาพน้ำใต้ดิน
ลำดับที่ 4	ระดับเสียงในบรรยากาศ
ลำดับที่ 5	ระดับเสียงในสถานประกอบการ
ลำดับที่ 6	คุณภาพอากาศในสถานประกอบการ
ลำดับที่ 7	ระดับความร้อนในสถานประกอบการ

ตารางสรุปรายการเอกสารการสอบเทียบความถูกต้องของเครื่องมือเก็บตัวอย่าง
และเครื่องมือตรวจวิเคราะห์คุณภาพสิ่งแวดล้อม

รายการตรวจวัด	เครื่องมือเก็บตัวอย่าง	เครื่องมือตรวจวิเคราะห์
	ชื่อเครื่องมือ	ชื่อเครื่องมือ
1. คุณภาพอากาศจากปล่องระบาย Total Suspended Particulate	Console No. R03, R04 Pitot Tube No. B08, B24	Digital Balance
Oxides of Nitrogen	Vacuum Gauge	Spectrophotometer
Carbon Monoxide	Personal Pump SKC No. R26, R37, R38 Rotameter No. H-R01, R03, R04	CO Analyzer No. R01
Copper	Console No. R03, R04 Pitot Tube No. B08, B24	ICP
2. คุณภาพอากาศในบรรยากาศ Total Suspended Particulate (TSP)	High Volume Air Sampler No. R04, R05, R17, R18	Digital Balance
Particulate Matter less than 10 microns (PM-10)	High Volume PM-10 Air Sampler No. R10, R13, R16, R17	Digital Balance
Copper	High Volume Air Sampler No. R04, R05, R17, R18	ICP
Carbon Monoxide	CO Analyzer No. B08, R01, R02, R03	CO Analyzer No. B08, R01, R02, R03
Nitrogen Dioxide (NO ₂)	NO ₂ Analyzer No. R03, R04, R06, R07	NO ₂ Analyzer No. R03, R04, R06, R07
3. คุณภาพน้ำใต้ดิน pH	-	pH Meter
Conductivity	-	Conductivity Meter
Total Dissolved Solids	-	Digital Balance
Total Suspended Solids	-	Digital Balance
Nitrate Nitrogen	-	Spectrophotometer
Total Coliform Bacteria	-	Incubator Water Bath
Fecal Coliform Bacteria	-	Incubator Water Bath
Calcium	-	ICP
Magnesium	-	ICP
Total Iron	-	ICP
Manganese	-	ICP
Aluminium	-	ICP
Lead	-	ICP
Mercury	-	AAS
Nickel	-	ICP
Copper	-	ICP
Arsenic	-	AAS

ตารางสรุปรายการเอกสารการสอบเทียบความถูกต้องของเครื่องมือเก็บตัวอย่าง
และเครื่องมือตรวจวิเคราะห์คุณภาพสิ่งแวดล้อม (ต่อ)

รายการตรวจวัด	เครื่องมือเก็บตัวอย่าง	เครื่องมือตรวจวิเคราะห์
	ชื่อเครื่องมือ	ชื่อเครื่องมือ
4. ระดับเสียงในบรรยากาศ Leq 24 hr, L90, Lmax และระดับเสียงรบกวน	Acoustic Calibrator Sound Level Meter : CR-B01, B02, B03, B04, B05	-
5. ระดับเสียงในสถานประกอบการ Leq 8 hr และ Lmax	Acoustic Calibrator Sound Level Meter : ACO-B29, B33, B36, B41, B43, R40, R41, R52	-
TWA	Acoustic Calibrator Sound Level Meter : NMD-B05, R02, R06, R13, R20, R22, R26, R27	-
6. คุณภาพอากาศในสถานประกอบการ Copper Dust	Personal Pump SKC No. B32, B39, B48, B50, B70, B77 Rotameter No. H-R03	ICP
Copper Fume	Personal Pump SKC No. B11, B18, B42, B44, B45 Rotameter No. H-R02	ICP
CO	Personal Pump SKC No. B18, R22 Rotameter No. L-R02	CO Analyzer No. R01
7. ระดับความร้อน WBGT	Digital Thermometer Heat Stress WBGT Meter No. B33, R08, R11	-

ลำดับที่ 1

คุณภาพอากาศจากปล่อง



บริษัท เอส.พี.เอส. คอนซัลติ้ง เซอร์วิส จำกัด
S.P.S. CONSULTING SERVICE CO., LTD.
7 ซอยพหลโยธิน 24 ถนนพหลโยธิน แขวงจอมพล เขตจตุจักร กรุงเทพฯ 10900
7 Soi Phaholyothin 24, Phaholyothin Rd., Jompol, Chatuchak, Bangkok 10900
Tel : (662) 939-4370-72. Fax : (662) 513-4221, E-mail : sale@spscon.com., www.spscon.com

Console Calibration Report

Calibration Method

Critical Orifices

Calibration Data

Console Data		Calibration Data		
No.	Serial No.	Date	y	$\Delta H_{@}$ (mmH ₂ O)
B01	1563	02/06/2023	1.002	50.06
B02	8002514	05/06/2023	0.998	49.11
B03	1503016	01/06/2023	1.004	50.26
B04	00006659	05/06/2023	0.996	49.89
B05	00007428	02/06/2023	0.997	49.51
R01	1561	01/06/2023	0.995	49.93
R02	8002513	02/06/2023	1.003	49.77
R03	1570	01/06/2023	0.996	49.70
R04	8002519	05/06/2023	0.995	49.44
R05	1503015	01/06/2023	0.997	50.37

Remark : Accept Value of y (test) is $0.97 < y < 1.03$

Accept Value of $\Delta H_{@}$ (test) is 46.7 ± 6.4 (mmH₂O)

Calibrated by :

Approved by :



บริษัท เอส.พี.เอส. คอนซัลติ้ง เซอร์วิส จำกัด
S.P.S. CONSULTING SERVICE CO., LTD.
7 ซอยพหลโยธิน 24 ถนนพหลโยธิน แขวงจอมพล เขตจตุจักร กรุงเทพฯ 10900
7 Soi Phaholyothin 24, Phaholyothin Rd., Jompol, Chatuchak, Bangkok 10900
Tel : (662) 939-4370-72. Fax : (662) 513-4221, E-mail : sale@spscon.com., www.spscon.com

Pitot Tube Calibration Report

Calibration Method

Standard Pitot Tube

Calibration Data

Pitot Tube Data			Calibration Data		
No.	Type of Pitot	Coefficient of Standard Pitot	Date	Avg. of Cp (test)	
				Side A	Side B
B03	S	0.99	02/05/2023	0.85	0.84
B04	S	0.99	02/05/2023	0.84	0.84
B05	S	0.99	02/05/2023	0.84	0.83
B07	S	0.99	02/05/2023	0.83	0.84
B08	S	0.99	03/05/2023	0.84	0.85
B09	S	0.99	04/05/2023	0.85	0.84
B11	S	0.99	04/05/2023	0.84	0.83
B16	S	0.99	04/05/2023	0.84	0.85
B18	S	0.99	02/05/2023	0.84	0.84
B19	S	0.99	02/05/2023	0.85	0.84
B21	S	0.99	03/05/2023	0.84	0.85
B24	S	0.99	03/05/2023	0.84	0.83
B27	S	0.99	02/05/2023	0.83	0.84
B30	S	0.99	04/05/2023	0.84	0.84
B31	S	0.99	02/05/2023	0.83	0.84
B33	S	0.99	03/05/2023	0.85	0.84
B35	S	0.99	02/05/2023	0.84	0.83

Remark : Accept value of Cp (test) is 0.84 ± 0.01

Calibrated by :

Approved by :

CERTIFICATE OF CALIBRATION

FOR

NOMENCLATURE : VACUUM GAUGE
MANUFACTURER : HI-LIGHT
MODEL / TYPE : N/A
SERIAL NO. : N/A[64-220066-1]
CLID. NO. : 212201112
JOB CONTROL NO. : 220720073201

CUSTOMER : S.P.S. CONSULTING SERVICE CO., LTD.
7 SOI PHAHOLYOTHIN 24 ROAD., JOMPOL,
CHATUCHAK, BANGKOK 10900


DATE OF RECEIVED : 20 July 2022

DATE OF ISSUED : 22 July 2022

Report of calibration screening must not be taken in part. Except complete. Without the approval of the Calibration Laboratory Co., Ltd.

Calibrated By : Sittipong Pimdee
Calibration Engineer

Approved By :



This Calibration Certificate documents the traceability to national standards, which realize the units of measurement according to the International System of Units (SI)

Certificate No. Q22073201

F3-011-04/01-12

page 1 of 3



@clccalibration

REPORT OF CALIBRATION

FOR

NOMENCLATURE : VACUUM GAUGE
MANUFACTURER : HI-LIGHT
MODEL / TYPE : N/A
SERIAL NO. : N/A[64-220066-1]
DATE OF CALIBRATION : 21 July 2022

ENVIRONMENT CONDITIONS :

Temperature : $(23 \pm 2) ^\circ\text{C}$

Relative Humidity : $(55 \pm 10) \% \text{RH}$

PROCEDURE USED :

This instrument was calibrated under procedure No. **CLC-CPPP-05** according to **DKD-R 6-1** as calibration guidelines.

The calibration was performed by direct measurement with Document Process Calibrator and Pressure Module which maintained by the Calibration Laboratory Co., Ltd.

REFERENCE STANDARD USED :

Document Process Calibrator, Fluke Model 744 S/N. 9226007 with Pressure Module Model 700PV4 S/N. 19298401.

TRACEABILITY :

The measurements are traceable to International System of Units (SI), through National Institute of Metrology (Thailand).
Certificate No. MP-0196-21, Due Date 17 November 2022.

UNCERTAINTY :

The reported uncertainty is based on a standard uncertainty multiplied by coverage factor of $k = 2$. It has been evaluated according to the "Calibration of Pressure Gauges (DKD-R 6-1)" which provides a level of confidence approximately 95%.

Certificate No. **Q22073201**

F3-011-04/01-12

page 2 of 3



@clccalibration



CLC
Accredited
ISO/IEC 17025

CALIBRATION LABORATORY Co., LTD.

2/10-11,14,55 Soi Prasert Manukit 29 Yaek 4, Prasert Manukit Rd., Ladphrao, Bangkok 10230
Tel. 02-578-0353-4 Fax: 02-578-2672 www.cal-laboratory.com E-mail:sale@cal-laboratory.com



CONDITION OF CALIBRATION ITEM : GOOD

MEASUREMENT RESULTS : (X) without adjustment () adjustment

The DUC was exercised by applying a known pressure from its zero to full scale 1 times. Then 2 series of known gauge pressure were applied. The STD reading were recorded and the means value were reported in the table below.

CALIBRATION DATA

CORRECTION OF PRESSURE

DUC Test point (inHg)	STD Reading (inHg)		Correction (inHg)	
	Up	Down	Up	Down
0	0.0	0.0	0.0	0.0
-5	-4.6	-4.7	+0.4	+0.3
-10	-9.5	-9.6	+0.5	+0.4
-15	-14.4	-14.5	+0.6	+0.5
-20	-19.4	-19.5	+0.6	+0.5
-25	-24.5	-24.5	+0.5	+0.5
-30	-29.5	-29.5	+0.5	+0.5

Uncertainty of measurement ± 0.2 inHg

Transmitting fluid : Air.

Technical Note. k factor 1 kPa = 0.2952998 inHg

Note. The Scope of Accredited ANAB Certificate No. ACDM-2814 Version 008 Page 36 of 54

This report is valid for the above stated instrument/s only.

End of Certificate

Certificate No. Q22073201

F3-011-04/01-12

page 3 of 3



@clccalibration



บริษัท เอส.พี.เอส. คอนซัลติ้ง เซอร์วิส จำกัด

S.P.S. CONSULTING SERVICE CO., LTD.

7 ซอยพหลโยธิน 24 ถนนพหลโยธิน แขวงจอมพล เขตจตุจักร กรุงเทพฯ 10900

7 Soi Phaholyothin 24, Phaholyothin Rd., Jompol, Chatuchak, Bangkok 10900

Tel : (662) 939-4370-72, Fax : (662) 513-4221, E-mail : sale@spscon.com.. www.spscon.com

Personal Pump Calibration Report

Calibration Method : Dry Cal Primary Flowmeter

Model : Defender 510-H

S/N : 136164

Environmental Conditions

Temperature : 25 \pm 3 $^{\circ}$ C
Pressure : 1010 \pm 15 mmbar

Personal Pump Data				Calibration Data								
No.	Brand	Model	Serial No.	Date	Flow Rate (ml/min)						Value From Calibration Curve	
					Setting			Actual (Q std.)				
					1	2	3	1	2	3	y	R ²
R01	SKC	224-PCXR4	602467	10/04/2023	1,000	1,500	2,000	992	1,507	2,005	1.009x - 15.491	1.000
R02	SKC	224-PCXR4	626450	10/04/2023	1,000	2,000	3,000	997	1,497	1,989	0.990x + 10.155	1.000
R03	SKC	224-PCXR4	691592	10/04/2023	1,000	1,500	2,000	1,005	1,498	2,003	1.010x - 19.567	0.999
R04	SKC	224-PCXR4	691672	04/04/2023	1,000	1,500	2,000	998	1,491	1,997	0.998x - 1.962	1.000
R05	SKC	224-PCXR4	798470	10/04/2023	1,000	1,500	2,000	994	1,506	1,998	1.012x - 28.038	0.999
R06	SKC	224-PCXR4	798456	05/04/2023	1,000	1,500	2,000	993	1,497	1,995	1.004x - 10.749	1.000
R07	SKC	224-PCXR4	798480	10/04/2023	1,000	1,500	2,000	996	1,492	1,998	1.005x - 11.766	1.000
R08	SKC	224-PCXR4	883215	10/04/2023	1,000	1,500	2,000	1,010	1,503	2,003	0.998x + 3.526	1.000
R09	SKC	224-PCXR4	034650	04/04/2023	1,000	1,500	2,000	994	1,505	2,003	1.017x - 33.985	0.999
R10	SKC	224-PCXR4	091765	07/04/2023	1,000	1,500	2,000	998	1,492	1,996	1.000x - 3.929	1.000
R11	SKC	224-PCXR4	091763	04/04/2023	1,000	1,500	2,000	1,002	1,497	2,003	1.012x - 23.883	0.999
R12	SKC	224-PCXR4	091568	10/04/2023	1,000	1,500	2,000	995	1,503	1,998	1.002x - 7.698	1.000
R13	SKC	224-PCXR4	091638	10/04/2023	1,000	1,500	2,000	1,005	1,497	1,993	0.989x + 13.679	1.000
R14	SKC	224-PCXR4	091764	10/04/2023	1,000	1,500	2,000	992	1,503	1,998	1.015x - 32.167	0.999
R15	SKC	224-PCXR8	529457	10/04/2023	1,000	1,500	2,000	1,003	1,501	2,005	1.005x - 9.429	1.000
R16	SKC	224-PCXR8	529643	04/04/2023	1,000	1,500	2,000	999	1,496	1,995	0.999x - 3.290	1.000
R17	SKC	224-PCXR8	529645	05/04/2023	1,000	1,500	2,000	995	1,511	2,001	1.012x - 23.233	0.999
R18	SKC	224-PCXR8	566756	07/04/2023	1,000	1,500	2,000	992	1,497	1,999	1.002x - 7.359	1.000
R19	SKC	224-PCXR8	566802	07/04/2023	1,000	1,500	2,000	1,002	1,498	1,999	1.009x - 19.671	0.999
R20	SKC	224-PCXR8	529089	07/04/2023	1,000	1,500	2,000	992	1,501	2,004	1.015x - 28.270	1.000
R21	SKC	224-PCXR8	665728	10/04/2023	1,000	1,500	2,000	997	1,494	1,997	1.001x - 7.797	1.000
R22	SKC	224-PCXR8	707444	05/04/2023	1,000	1,500	2,000	1,003	1,501	2,003	1.003x - 6.218	1.000
R23	SKC	224-PCXR8	761067	10/04/2023	1,000	1,500	2,000	996	1,495	1,993	0.995x + 0.263	1.000
R24	SKC	224-PCXR8	707893	10/04/2023	1,000	1,500	2,000	997	1,506	2,002	1.009x - 17.713	0.999
R25	SKC	224-PCXR8	761052	10/04/2023	1,000	1,500	2,000	1,009	1,497	1,992	0.983x + 22.945	1.000
R26	SKC	224-PCXR8	707956	10/04/2023	1,000	1,500	2,000	1,004	1,502	2,005	1.008x - 14.326	0.999
R27	SKC	224-PCXR8	707398	07/04/2023	1,000	1,500	2,000	995	1,502	2,002	1.007x - 16.361	1.000
R28	SKC	224-PCXR8	707481	10/04/2023	1,000	1,500	2,000	1,006	1,501	2,003	1.009x - 18.291	0.999
R29	SKC	224-PCXR8	707402	07/04/2023	1,000	1,500	2,000	1,002	1,494	1,989	0.987x + 14.566	1.000
R30	SKC	224-PCXR8	093811	04/04/2023	1,000	1,500	2,000	1,001	1,494	1,996	0.997x + 0.646	1.000
R31	SKC	224-PCXR8	093183	10/04/2023	1,000	1,500	2,000	1,001	1,502	2,004	1.004x - 5.652	1.000
R32	SKC	224-PCXR8	671950	05/04/2023	1,000	1,500	2,000	999	1,501	1,993	0.994x + 7.163	1.000
R33	SKC	224-PCXR4	626254	10/04/2023	1,000	1,500	2,000	996	1,504	2,001	1.015x - 30.192	0.999
R34	SKC	224-PCXR4	626131	04/04/2023	1,000	1,500	2,000	1,003	1,498	2,004	1.004x - 9.377	1.000
R35	SKC	224-PCXR8	707460	10/04/2023	1,000	1,500	2,000	998	1,496	1,996	0.996x + 3.677	1.000
R36	SKC	224-PCXR8	707446	10/04/2023	1,000	1,500	2,000	1,003	1,498	2,002	1.010x - 20.668	0.999
R37	SKC	224-PCXR8	707432	10/04/2023	1,000	1,500	2,000	998	1,496	2,000	0.999x - 0.873	1.000
R38	SKC	224-PCXR8	707349	07/04/2023	1,000	1,500	2,000	997	1,497	2,001	1.003x - 8.747	1.000
R39	SKC	224-PCXR8	761095	10/04/2023	1,000	1,500	2,000	1,001	1,497	1,997	0.999x + 0.140	1.000

Calibrated by :

Approved by :



บริษัท เอส.พี.เอส. คอนซัลติ้ง เซอร์วิส จำกัด
S.P.S. CONSULTING SERVICE CO., LTD.
 7 ซอยพหลโยธิน 24 ถนนพหลโยธิน แขวงจอมพล เขตจตุจักร กรุงเทพฯ 10900
 7 Soi Phaholyothin 24, Phaholyothin Rd., Jompol, Chatuchak, Bangkok 10900
 Tel : (662) 939-4370-72. Fax : (662) 513-4221, E-mail : sale@spscon.com., www.spscon.com

Personal Pump Calibration Report

Calibration Method : Dry Cal Primary Flowmeter

Model : Defender 510-H

S/N : 136164

Environmental Conditions

Temperature : 25 \pm 3 $^{\circ}$ C
 Pressure : 1010 \pm 15 mmbar

Personal Pump Data				Calibration Data								
No.	Brand	Model	Serial No.	Date	Flow Rate (ml/min)						Value From Calibration Curve	
					Setting			Actual (Q std.)				
					1	2	3	1	2	3	y	R²
R40	SKC	224-PCXR4	612753	10/04/2023	1,000	1,500	2,000	1,001	1,503	2,004	1.014x - 25.279	0.999
R41	SKC	224-PCXR4	626140	07/04/2023	1,000	1,500	2,000	993	1,511	2,002	1.016x - 31.245	0.999
R42	SKC	224-PCXR4	626463	10/04/2023	1,000	1,500	2,000	999	1,495	2,001	1.003x - 5.636	1.000
R43	SKC	224-PCXR4	626129	10/04/2023	1,000	1,500	2,000	1,006	1,503	2,005	1.008x - 15.834	0.999
R44	SKC	224-PCXR4	602753	10/04/2023	1,000	1,500	2,000	1,000	1,496	1,994	0.997x - 0.383	1.000
R45	SKC	224-PCXR4	626137	10/04/2023	1,000	1,500	2,000	994	1,505	2,004	1.015x - 29.231	0.999

Calibrated by :

Approved by :



บริษัท เอส.พี.เอส. คอนซัลติ้ง เซอร์วิส จำกัด
S.P.S. CONSULTING SERVICE CO., LTD.
7 ซอยพหลโยธิน 24 ถนนพหลโยธิน แขวงจอมพล เขตจตุจักร กรุงเทพฯ 10900
7 Soi Phaholyothin 24, Phaholyothin Rd., Jompol, Chatuchak, Bangkok 10900
Tel : (662) 939-4370-72. Fax : (662) 513-4221, E-mail : sale@spscon.com., www.spscon.com

Rotameter Calibration Report (For Personal Pump High Flow Adjust)

Calibration Method : Dry Cal Primary Flowmeter

Model : Defender 510-H

S/N : 136164

Calibration Data

Rotameter Data			Calibration Data								
No.	Brand	Model	Date	Flow Rate (ml/min)						Value From Calibration Curve	
				Flow Rate (Reading)			Actual (Q std.)				
				1	2	3	1	2	3	y	R ²
H-R01	Dwyer	VFB-65	05/04/2023	500	1,000	2,000	502.1	993.6	1981.1	1.000x - 3.647	0.999
H-R02	Dwyer	VFB-65	10/04/2023	500	1,000	2,000	500.4	998.7	1988.7	1.001x - 3.457	1.000
H-R03	Dwyer	VFB-65	07/04/2023	500	1,000	2,000	502.1	990.3	1997.7	0.993x + 4.022	1.000
H-R04	Dwyer	VFB-65	10/04/2023	500	1,000	2,000	497.2	992.2	2016.9	1.007x - 11.203	1.000
H-R05	Dwyer	VFB-65	05/04/2023	500	1,000	2,000	499.2	988.5	1990.7	1.003x - 7.136	1.000
H-R06	Dwyer	VFB-65	10/04/2023	500	1,000	2,000	504.8	994.6	1982.6	0.999x - 1.961	0.999

Calibrated by :

Approved by :

**QUALITY CALIBRATION CO.,LTD.**

235 Petchkasem 63/2 Road, Laksong, Bangkae, Bangkok 10160

Tel (662) 421-5402, (662) 444-0152-3, Fax (662) 809-4584

www.qcalibration.com

CERTIFICATE No : 23M2441

REFERENCE No : 68471-1

PAGE : 1 OF 2

Certificate of Calibration

EQUIPMENT : DIGITAL BALANCE

MANUFACTURER : METTLER TOLEDO

MODEL : XS105DU

SERIAL No : 1126422905


ID No : BA 05/50

CONDITION AS RECEIVED : USED ITEM

SUBMITTED BY : S.P.S. CONSULTING SERVICE CO., LTD.
7 SOI PHAHOLYOTHIN 24, PHAHOLYOTHIN RD.,
JOMPOL, CHATUCHAK, BANGKOK 10900

CALIBRATED BY : ATSAWIN Y.

CALIBRATION DATE : 10-Mar-23

APPROVED BY : 

ISSUED DATE : 16-Mar-23

RECEIVED DATE : 10-Mar-23

THIS CERTIFICATE MAY NOT BE REPRODUCED OTHER THAN IN FULL EXCEPT WITH THE PRIOR WRITTEN APPROVAL OF
QUALITY CALIBRATION CO., LTD.



CERTIFICATE No : 23M2441

PAGE : 2 OF 2

Calibration Report

EQUIPMENT : DIGITAL BALANCE MODEL : XS105DU
MANUFACTURER : METTLER TOLEDO S/N : 1126422905
ID No : BA 05/50 RECEIVED DATE : 10-Mar-23
AIR PRESSURE : 1010mbar \pm 1mbar CALIBRATION DATE : 10-Mar-23
AMBIENT TEMPERATURE : 23°C \pm 1°C RELATIVE HUMIDITY : 49 %RH \pm 10 % RH

CONDITION OF THIS RESULTS OF CALIBRATION

1. THIS INSTRUMENT WAS CALIBRATED BY ACCORDING TO UKAS LAB 14 EDITION 6:2019 BY USING KNOWN WEIGHT STANDARD WEIGHT. THE BALANCE WAS NOT ADJUSTED BEFORE CALIBRATION. THE BALANCE HAS NO ZERO TRACKING FUNCTION. REPEATABILITY WAS MEASURED BY USING 10 REPEATED MEASUREMENTS. LINEARITY WAS MEASURED COVERING 10 POINTS, EVENLY SPREAD OVER THE RANGE. THE INSTRUMENT WAS SET ZERO BEFORE PERFORMING THE LINEARITY TEST. OFF-CENTER LOADING WAS MEASURED BY USING STANDARD WEIGHTS PLACED ON THE PAN AND MOVED TO VARIOUS POSITIONS ON THE PAN.

2. REFERENCE STANDARD INSTRUMENTS :-

INSTRUMENT	MODEL	SERIAL No	CERTIFICATE No	DUE DATE
1) STANDARD WEIGHT SET	E2	QK-I-151	M2302013S	02-Feb-25
2) STANDARD WEIGHT	E2	15843	M2302014S	02-Feb-25

3. THIS RESULT WAS FOUND ACCURATE AS SHOWN ON DATE AND PLACE OF CALIBRATION ONLY.

4. THIS RESULT EXCLUDE LONG TERM STABILITY OF THE UNIT UNDER CALIBRATION.

5. THIS CERTIFICATE IS TRACEABLE TO THE INTERNATIONAL SYSTEM OF UNIT MAINTAINED AT:-

- NATIONAL INSTITUTE OF METROLOGY (THAILAND) THROUGH CENTRAL BUREAU OF WEIGHTS&MEASURES

RESULT OF CALIBRATION :- WITHOUT ADJUSTMENT

1. ZERO SETTING FUNCTION : NORMAL

2. TARE FUNCTION : NORMAL

3. REPEATABILITY OF READING AT 200 g WAS 0 g

4. DEPARTURE FROM NOMINAL VALUE/ LINEARITY

NOMINAL VALUE (g)	BALANCE READING (g)	CORRECTION (g)	UNCERTAINTY (\pm g)
0.00	0.00000	0.00000	0.000039
0.02	0.02000	0.00000	0.000039
0.10	0.10000	0.00000	0.000039
0.20	0.20001	-0.00001	0.000040
0.50	0.50001	-0.00001	0.000040
1.00	1.00000	0.00000	0.000041
2.00	2.00003	-0.00003	0.000042
5.00	5.00001	-0.00001	0.000046
10.00	10.00003	-0.00003	0.000053
20.00	20.00005	-0.00005	0.000067
50.00	50.00001	-0.00001	0.00011
100.00	100.00001	-0.00001	0.00019
200.00	200.00001	-0.00001	0.00032

5. OFF CENTER LOADING ERROR



POINT	READING (g)
1	50.0000
2	50.0001
3	50.0000
4	50.0000
5	49.9999
OFF-CENTER LOADING	0.0001

NOTE: THIS CALIBRATION WAS CARRIED OUT AT THE CUSTOMER'S PLACE AT LABORATORY AREA

THE REPORTED UNCERTAINTY OF MEASUREMENT WAS BASED ON A STANDARD UNCERTAINTY MULTIPLIED BY A COVERAGE FACTOR $k=2$, PROVIDING A LEVEL OF CONFIDENCE APPROXIMATELY 95%.

END OF CALIBRATION REPORT

SITHIPHORN ASSOCIATES CO.,LTD. CALIBRATION LABORATORY



451-451/1 Sirinthorn Rd.,Bangbumru, Bangplud Bangkok 10700 THAILAND.
Tel.0-2435-8800 Fax.0-2433-1679 e-mail:cal-center@sithiphorn.com http://www.sithiphorn.com

NSC-TISI-TIS 17025
CALIBRATION 0394

Cert. No. : SP22018

Pages 1 of 3

Calibration Certificate

Equipment : UV-VIS SPECTROPHOTOMETER
Manufacturer : PERKINELMER
Model : LAMBDA 25
Serial No.: 501S14123010
ID No.: SP03/58
Calibration Mode : WAVELENGTH ACCURACY
PHOTOMETRIC ACCURACY

Condition As Found : GOOD

Customer : S.P.S. CONSULTING SERVICE CO., LTD.
7 SOI PHAHOLYOTHIN 24, PHAHOLYOTHIN ROAD,
CHOMPHON, CHATUCHAK,
BANGKOK 10900, THAILAND.


Location : ORGANIC LABORATORY IV

Ambient Temperature : (24.4 ± 5) °C
Relative Humidity : (60.1 ± 25) %

Received Date : 30 AUGUST 2022
Calibration Date : 30 AUGUST 2022
Date of Issue : 31 AUGUST 2022

Calibrated by :

Approved by :



This certificate is issued in accordance with the requirements of ISO/IEC 17025 standard, may not be reproduced other than in full, except with the prior written approval of the head of Calibration Laboratory.

Continuation of Calibration Certificate

Cert. No. : SP22018

Job No. : VC65SP0008

Pages : 2 of 3

Calibration Method :

This instrument was calibrated by using on-site calibration procedure In-house method : CP-SP-01

The calibration procedure to direct measurement wavelength accuracy by using wavelength standard solution, Photometric accuracy by using absorbance standard filter and absorbance standard solution

The calibration procedure used was based on ASTM E275-01,ASTM E925-02

Condition of this result of calibration :

1. Certified reference materials

Material	Ref. type	Cell serial No.	Cert. No.	Due Date
Holmium liquid	RM-HL	29706	87569	13/10/2022
Didymium liquid	RM-DL	28912	87588	15/10/2022
Neutral density filter	RM-1N2N3N	13877	87600	15/10/2022
Potassium dichromate solutions	RM-0204060810	14204	87614	16/10/2022
Potassium Iodide solution	-	KI-0701-001	CI-0090-22	08/04/2024

2. This result of calibration was found accurate as shown on date and place of calibration only.

3. This certificate is traceable to the international system of unit maintained at :

3.1 The UK National Physical Laboratory (NPL)

3.2 The National Institute of Standards and Technology,NIST.

Result of calibration : Wavelength Accuracy

(Without adjustment)

Material	Certified Values of Reference Material (nm)	UUC* Reading (nm)	Error (nm)	Uncertainty ± (nm)	k Factor
RM-HL	278.13	278.3	0.17	0.16	2.00
	361.25	361.4	0.15	0.16	2.00
	467.82	467.8	-0.02	0.16	2.00
	536.56	536.5	-0.06	0.16	2.00
	640.50	640.5	0.00	0.16	2.00
RM-DL	740.09	740.0	-0.09	0.16	2.00
	864.94	865.2	0.26	0.16	2.00

UUC* = Unit Under Calibration

Continuation of Calibration Certificate

Cert. No. : SP22018

Job No. : VC65SP0008

Pages : 3 of 3

Result of calibration : Photometric Accuracy

(Without adjustment)

Material	Wavelength (nm)	Filter: S/N	Nominal Absorbance (A)	Certified Absorbance (A)	UUC* Reading Absorbance (A)	Error (A)	Uncertainty ± (A)	k Factor
Neutral Density glass filter	440.0	29360	1.0	1.0524	1.0539	0.0015	0.0028	2.00
		29914	0.7	0.7454	0.7459	0.0005	0.0029	2.00
		29381	0.5	0.5426	0.5426	0.0000	0.0028	2.00
	546.1	29360	1.0	0.9822	0.9810	-0.0012	0.0028	2.00
		29914	0.7	0.6962	0.6960	-0.0002	0.0028	2.00
		29381	0.5	0.5076	0.5070	-0.0006	0.0029	2.00
	590.0	29360	1.0	1.0221	1.0202	-0.0019	0.0028	2.00
		29914	0.7	0.7238	0.7230	-0.0008	0.0029	2.00
		29381	0.5	0.5364	0.5360	-0.0004	0.0031	2.00
	635.0	29360	1.0	0.9751	0.9732	-0.0019	0.0028	2.00
		29914	0.7	0.6912	0.6902	-0.0010	0.0029	2.00
		29381	0.5	0.5214	0.5210	-0.0004	0.0032	2.00
Material	Wavelength (nm)	Solution (mg/l)	Certified Absorbance (A)	UUC* Reading Absorbance (A)	Error (A)	Uncertainty ± (A)	k Factor	
RM-0204060810	235.0	20	0.2436	0.2419	-0.0017	0.0101	2.00	
		40	0.4905	0.4855	-0.0050	0.0115	2.00	
		60	0.7453	0.7388	-0.0065	0.0067	2.00	
		80	0.9920	0.9839	-0.0081	0.0071	2.00	
		100	1.2487	1.2414	-0.0073	0.0073	2.00	

UUC* = Unit Under Calibration

Condition of this result of calibration : Spectrophotometer PERKINELMER Model Lambda 25 S/N 501S141230

Resolution of Wavelength Mode 0.1 nm

Resolution of Photometric Mode 0.0001 A

Parameter Setting

Measurement Mode Wavelength, Absorbance

Wavelength Scan 1100 nm-190 nm

Scanning Speed 7.5 nm/min

Data Pitch 0.1 nm

Band width(Wavelength) 1.0 nm

Band width(Vis) 1.0 nm

Band width(Uv) 1.0 nm

Stray Light** UUC* Reading at 220 nm

Transmission T(%) Absorbance(A)

0.0107

3.9886

**Specific Acceptance :

Transmission ≤ 1.0 T(%), Absorbance ≥ 2.0 A

**Stray light not TISI Accredited

The reported uncertainty is based on a standard uncertainty multiplied by a coverage factor k ,
providing a level of confidence of approximately 95%

End of Calibration Certificate



บริษัท เอส.พี.เอส. คอนซัลติ้ง เซอร์วิส จำกัด
S.P.S. CONSULTING SERVICE CO., LTD.
7 ซอยพหลโยธิน 24 ถนนพหลโยธิน แขวงจอมพล เขตจตุจักร กรุงเทพฯ 10900
7 Soi Phaholyothin 24, Phaholyothin Rd., Jompol, Chatuchak, Bangkok 10900
Tel : (662) 939-4370-72, Fax : (662) 513-4221, E-mail : sale@spscon.com., www.spscon.com

Calibration Report					
Non-Dispersive Infrared CO Analyzer					
Date :	04 June 2023	Brand :	API	Model :	300E
No.	CO-R01			Serial No.	704
Calibrator (Dilution System)					
Brand : API			Model : 700		
Last Cal. Date : 06 September 2022			Serial No. : 421		
Reference Standard Gas					
Standard Gas : Carbon Monoxide (CO)			Cylinder No. : D196045		
Certified Date : 16 April 2022		Expired Date : 15 April 2024		Cylinder Conc. : 4,570 ppm	
Calibrating Condition					
Pressure	1011	mmbar	Temp.	24.5	°C
			% RH	49	
Calibration Setting					
Span	Initial Reading (Before Adj.), PPM			Final Reading (After Adj.), PPM	
Set Point	Expected Concentration	Analyzer Response	%Dif	Analyzer Response	
Zero	0	-0.10	-	0	
CO Span	40.00	40.05	0.125	40.00	
API Model 300E CO Analyzer Check List					
Parameter	Observed Value	Units	Nominal Range		
Range	50	PPM	0-1000 ppm		
Stability	0.10	PPM	< 1 ppm With Zero Air		
CO Measure	4013.5	mV	2500-4800 mV		
CO Reference	3946.3	mV	2500-4800 mV		
Measure/Reference Ratio	1.180	-	1.1-1.3 W/Zero Air		
Sample Pressure	28.6	In-Hg-A	~2" < Ambient Absolute Pressure		
Sample Flow	803	CC/Min	800 ± 10%		
Sample Temperature	48.4	°C	48 ± 4		
Bench Temperature	48.2	°C	48 ± 2		
Wheel Temperature	68.5	°C	68 ± 2		
Box Temperature	30.9	°C	Ambient Temp + 7 ± 10		
Photo-Drive	3041.4	mV	250 mV to 4750 mV		
Slope	1.017	-	1.0 ± 0.3		
Offset	0.2	-	0 ± 0.3		

Calibrated by :

Approved by



MAINTENANCE AND TEST CERTIFICATE MODEL

OPTIMA 5300DV

Customer : <u>S.P.S.Consulting Service Co.,Ltd</u>	Date Tested: <u>January 11, 2023</u>	
	Recommendation Recertification	
Address : <u>7 Soi Phaholyothin 24</u>	Period <u>6</u> Months	
<u>Paholyothin Road</u>	Recertification Due: <u>July 11, 2023</u>	
<u>Jompol Chatuchak, Bangkok 1090</u>	Date Last Certified: <u>July 11, 2022</u>	
User Name: <u>K.Phenpha Vipasthawatt</u>	Visit Number: <u>2 of 2</u>	
Phone: <u>083-9269252</u>	PerkinElmer Phone: <u>02-719-6420 ext 206</u>	
Fax: <u>02-513-4221</u>	PerkinElmer Fax: <u>02-318-5597</u>	

CONFIGURATION TESTED		ACCESSORIES/COMPONENT NOT INCLUDED
MODEL	SERIAL NUMBER	
<u>OPTIMA 5300DV</u>	<u>077C7042401</u>	
TESTED EQUIPMENT	CALIBRATION NUMBER	EXPIRATION
<u>IPV Methods</u>		
TEST STANDARD USED	PART NUMBER	EXPIRATION DATE
<u>Multielement Standard</u>	<u>N069-1579</u>	<u>May 30, 2023</u>
<u>Wavecal Solution</u>	<u>N058-2152</u>	<u>February 28, 2023</u>
<u>VIS Wavecal solution</u>	<u>N930-2946</u>	<u>August 30, 2023</u>
<u>Instrument Cal. STD4</u>	<u>N930-0221</u>	<u>November 30, 2023</u>
CUSTOMER SUPPLIED	COMMENTS	CUSTOMER INITIALS
<u>2 % HNO3</u>		
<u>10 % HNO3</u>		



MAINTENANCE AND TEST CERTIFICATE MODEL

OPTIMA 5300DV

SERIAL NUMBER 077C7042401
DATE TESTED January 11, 2023
1. MECHANICAL CHECKS

- | | |
|--|---------------------------------|
| A. Inspect and clean all fans and filters. | <input type="text" value="OK"/> |
| B. Inspect and replace as necessary, all torch components including the RF coil. | <input type="text" value="OK"/> |
| C. Inspect all tubing for sign of clacking or leaking. | <input type="text" value="OK"/> |
| D. Adjust water and gas pressure regulator settings. | <input type="text" value="OK"/> |
| E. Inspect and leak check pneumatics drawers. | <input type="text" value="OK"/> |
| F. Clean the exterior of the instrument. | <input type="text" value="OK"/> |

2. OPTICAL CHECKS

- | | |
|---|---------------------------------|
| A. Inspect and clean all optical components. | <input type="text" value="OK"/> |
| B. As required, check and replace all purgefilters. | <input type="text" value="OK"/> |
| C. Recheck optical alignment. | <input type="text" value="OK"/> |

3. COOLING SYSTEM CHECKS

- | | |
|---|----------------------------------|
| A. Perform preventive maintenance on chiller. | <input type="text" value="OK"/> |
| B. Flush out the chiller every year. | <input type="text" value="N/A"/> |

4. PERFORMANCE CHECKS

- | | |
|----------------------------|---------------------------------|
| A. Torch View Alignment. | <input type="text" value="OK"/> |
| B. Wavelength Calibration. | <input type="text" value="OK"/> |



MAINTENANCE AND TEST CERTIFICATE MODEL

OPTIMA 5300DV

SERIAL NUMBER : <u>077C7042401</u>			DATE TESTED : <u>January 11, 2023</u>		
PARAMETER	SPECIFICATION			FINAL VALUE	
Spectral Resolution : UV	As	193.696 nm	≤ 0.007	<u>0.00504</u>	
	Ni	231.604 nm	≤ 0.008	<u>0.00646</u>	
	Ni	341.476 nm	≤ 0.012	<u>0.00768</u>	
Spectral Resolution : VIS	La	408.672 nm	≤ 0.020	<u>0.01597</u>	
	Ba	455.403 nm	≤ 0.025	<u>0.02185</u>	
Precision					
	As	193.656 nm	% RSD < 1.0	<u>0.89</u>	%
	Zn	213.856 nm	% RSD < 1.0	<u>0.77</u>	%
	Mn	257.610 nm	% RSD < 1.0	<u>0.51</u>	%
	La	379.478 nm	% RSD < 1.0	<u>0.44</u>	%
	Ba	455.403 nm	% RSD < 1.0	<u>0.44</u>	%
	Ba	493.408 nm	% RSD < 1.0	<u>0.46</u>	%
Detection Limits : Axial	Tl	190.080 nm	3(sd)	<u>4.04</u>	ppb
	As	193.696 nm	3(sd)	<u>3.58</u>	ppb
	Pb	220.353 nm	3(sd)	<u>1.90</u>	ppb
Detection Limits : Radial	As	193.696 nm	3(sd)	<u>47.72</u>	ppb
	Zn	213.856 nm	3(sd)	<u>1.02</u>	ppb
	Mn	257.610 nm	3(sd)	<u>0.68</u>	ppb
	La	379.478 nm	3(sd)	<u>1.43</u>	ppb
	Ba	455.403 nm	3(sd)	<u>0.10</u>	ppb
	Ba	493.408 nm	3(sd)	<u>0.36</u>	ppb
BEC : Axial (IB X 500)/(IS-IB)	Cd	226.502 nm	≤ 150 ppb	<u>58.36</u>	
BEC : Radial (IB X 1000)/(IS-IB)	Mn	257.610 nm	≤ 45 ppb	<u>104142.80</u>	



MAINTENANCE AND TEST CERTIFICATE MODEL OPTIMA 5300DV

SERIAL NUMBER 077C7042401DATE TESTED January 11, 2023**Remarks :**

Commissioning follow as commissioning performance sheets.

This is to certify that the above tests have been performed and the configuration tested

☒

meets

☐

does not meet


the PerkinElmer Specifications listed on this certificate.

This certificate does not modify PerkinElmer's standard terms and condition of sale,
including warranty terms.

Service Department PerkinElmer Ltd

Authorized Representative: _____

(



ลำดับที่ 2

คุณภาพอากาศในบรรยากาศ



บริษัท เอส.พี.เอส. คอนซัลติ้ง เซอร์วิส จำกัด
S.P.S. CONSULTING SERVICE CO., LTD.
7 ซอยพหลโยธิน 24 ถนนพหลโยธิน แขวงจอมพล เขตจตุจักร กรุงเทพฯ 10900
7 Soi Phaholyothin 24, Phaholyothin Rd., Jompol, Chatuchak, Bangkok 10900
Tel : (662) 939-4370-72, Fax : (662) 513-4221, E-mail : sale@spscon.com, www.spscon.com

High Volume Air Sampler Calibration Report

Calibration Method : Multipoint Orifice Flow Transfer Standard

Model : TE 5025A

S/N : 3611

Calibration Data

High Volume Air Sampler Data		Calibration Data		
Recorder No.	Blower No.	Date	Actual Flowrate (ft ³ /min)	R ²
B35	B35	01/05/2023	$y = 1.310x - 9.363$	0.996
B36	B36	02/05/2023	$y = 1.201x - 4.686$	0.999
B37	B37	02/05/2023	$y = 1.239x - 4.586$	0.998
B38	B38	02/05/2023	$y = 1.304x - 9.606$	0.997
B39	B39	01/05/2023	$y = 1.240x - 5.469$	0.998
B40	B40	03/05/2023	$y = 1.196x - 4.045$	0.999
B41	B41	03/05/2023	$y = 1.179x - 2.611$	0.999
B42	B42	02/05/2023	$y = 1.246x - 7.813$	0.996
B43	B43	02/05/2023	$y = 1.206x - 3.694$	0.999
B44	B44	02/05/2023	$y = 1.302x - 9.108$	0.999
R01	R01	02/05/2023	$y = 1.268x - 7.113$	0.995
R02	R02	01/05/2023	$y = 1.235x - 6.759$	0.997
R03	R03	03/05/2023	$y = 1.247x - 7.848$	0.996
R04	R04	02/05/2023	$y = 1.161x - 1.778$	0.999
R05	R05	02/05/2023	$y = 1.288x - 9.494$	0.999
R06	R06	02/05/2023	$y = 1.277x - 6.891$	0.997
R07	R07	02/05/2023	$y = 1.046x + 2.772$	1.000
R08	R08	02/05/2023	$y = 1.206x - 5.068$	0.997
R09	R09	02/05/2023	$y = 1.296x - 8.463$	0.999
R10	R10	02/05/2023	$y = 1.244x - 6.477$	0.999
R11	R11	02/05/2023	$y = 1.097x - 0.462$	0.998
R12	R12	02/05/2023	$y = 1.210x - 5.084$	0.998
R13	R13	01/05/2023	$y = 1.149x - 1.965$	1.000
R14	R14	01/05/2023	$y = 1.189x - 3.035$	0.998
R15	R15	02/05/2023	$y = 1.161x - 3.437$	0.998
R16	R16	01/05/2023	$y = 1.158x - 4.330$	0.997
R17	R17	02/05/2023	$y = 1.218x - 5.356$	0.998
R18	R18	02/05/2023	$y = 1.234x - 5.546$	0.999
R19	R19	02/05/2023	$y = 1.267x - 7.058$	0.999
R20	R20	01/05/2023	$y = 1.284x - 8.743$	0.999

Calibrated by :

Approved by :



บริษัท เอส.พี.เอส. คอนซัลติ้ง เซอร์วิส จำกัด
S.P.S. CONSULTING SERVICE CO., LTD.
7 ซอยพหลโยธิน 24 ถนนพหลโยธิน แขวงจอมพล เขตจตุจักร กรุงเทพฯ 10900
7 Soi Phaholyothin 24, Phaholyothin Rd., Jompol, Chatuchak, Bangkok 10900
Tel : (662) 939-4370-72, Fax : (662) 513-4221, E-mail : sale@spscon.com, www.spscon.com

High Volume PM-10 Air Sampler Calibration Report

Calibration Method : Multipoint Orifice Flow Transfer Standard

Model : TE 5025A

S/N : 3611

Calibration Data

High Volume PM-10 Data		Calibration Data		
Recorder No.	Blower No.	Date	Actual Flowrate (ft ³ /min)	R ²
R01	R01	01/05/2023	$y = 1.189x - 4.728$	0.996
R02	R02	01/05/2023	$y = 1.265x - 5.602$	0.999
R03	R03	01/05/2023	$y = 1.215x - 5.146$	0.997
R04	R04	01/05/2023	$y = 1.226x - 6.655$	0.997
R05	R05	01/05/2023	$y = 1.212x - 5.960$	1.000
R06	R06	04/05/2023	$y = 1.238x - 5.381$	0.995
R07	R07	04/05/2023	$y = 1.283x - 7.908$	0.998
R08	R08	04/05/2023	$y = 1.281x - 7.778$	1.000
R09	R09	03/05/2023	$y = 1.202x - 6.317$	0.999
R10	R10	02/05/2023	$y = 1.169x - 2.499$	0.999
R11	R11	01/05/2023	$y = 1.210x - 4.423$	0.996
R12	R12	01/05/2023	$y = 1.176x - 3.099$	0.997
R13	R13	01/05/2023	$y = 1.276x - 6.852$	0.997
R14	R14	03/05/2023	$y = 1.207x - 4.849$	0.996
R15	R15	03/05/2023	$y = 1.198x - 4.617$	0.997
R16	R16	04/05/2023	$y = 1.199x - 5.485$	0.995
R17	R17	04/05/2023	$y = 1.184x - 4.669$	0.998
R18	R18	04/05/2023	$y = 1.167x - 4.142$	0.998
R19	R19	04/05/2023	$y = 1.197x - 5.308$	0.997
R20	R20	02/05/2023	$y = 1.244x - 8.211$	0.999

Calibrated by


Approved by :




บริษัท เอส.พี.เอส. คอนซัลติ้ง เซอร์วิส จำกัด
S.P.S. CONSULTING SERVICE CO., LTD.
7 ซอยพหลโยธิน 24 ถนนพหลโยธิน แขวงจอมพล เขตจตุจักร กรุงเทพฯ 10900
7 Soi Phaholyothin 24, Phaholyothin Rd., Jompol, Chatuchak, Bangkok 10900
Tel : (662) 939-4370-72, Fax : (662) 513-4221, E-mail : sale@spscon.com, www.spscon.com

Calibration Report					
Non-Dispersive Infrared CO Analyzer					
Date :	03 June 2023	Brand :	Thermo	Model :	48C
No.	CO-B08	Serial No.	0508011067		
Calibrator (Dilution System)					
Brand	: API		Model	: 700	
Last Cal. Date	: 06 September 2022		Serial No.	: 421	
Reference Standard Gas					
Standard Gas	: Carbon Monoxide (CO)		Cylinder No.	: D196045	
Certified Date	: 16 April 2022	Expired Date	: 15 April 2024	Cylinder Conc.	: 4,570 ppm
Calibrating Condition					
Pressure	1011	mmbar	Temp.	24.5	°C
% RH					49
Calibration Setting					
Span	Initial Reading (Before Adj.),PPM			Final Reading (After Adj.),PPM	
Set Point	Expected Concentration	Analyzer Response	%Dif	Analyzer Response	
Zero	0	0.10	-	0	
CO Span	40.00	39.94	-0.150	40.00	
Instrument Status					
Chamber Temp	47.3 °C		Flow	1.5 LPM	
Pressure	730.5 mm Hg		Motor Speed	100.00%	

Calibrated by :



Approved by :







บริษัท เอส.พี.เอส. คอนซัลติ้ง เซอร์วิส จำกัด
S.P.S. CONSULTING SERVICE CO., LTD.
7 ซอยพหลโยธิน 24 ถนนพหลโยธิน แขวงจอมพล เขตจตุจักร กรุงเทพฯ 10900
7 Soi Phaholyothin 24, Phaholyothin Rd., Jompol, Chatuchak, Bangkok 10900
Tel : (662) 939-4370-72, Fax : (662) 513-4221, E-mail : sale@spscon.com., www.spscon.com

Calibration Report					
Non-Dispersive Infrared CO Analyzer					
Date :	04 June 2023	Brand :	API	Model :	300E
No.	CO-R01			Serial No.	704
Calibrator (Dilution System)					
Brand : API			Model : 700		
Last Cal. Date : 06 September 2022			Serial No. : 421		
Reference Standard Gas					
Standard Gas : Carbon Monoxide (CO)			Cylinder No. : D196045		
Certified Date : 16 April 2022		Expired Date : 15 April 2024		Cylinder Conc. : 4,570 ppm	
Calibrating Condition					
Pressure	1011	mmbar	Temp.	24.5	°C
			% RH	49	
Calibration Setting					
Span	Initial Reading (Before Adj.), PPM			Final Reading (After Adj.), PPM	
Set Point	Expected Concentration	Analyzer Response	%Dif	Analyzer Response	
Zero	0	-0.10	-	0	
CO Span	40.00	40.05	0.125	40.00	
API Model 300E CO Analyzer Check List					
Parameter	Observed Value	Units	Nominal Range		
Range	50	PPM	0-1000 ppm		
Stability	0.10	PPM	< 1 ppm With Zero Air		
CO Measure	4013.5	mV	2500-4800 mV		
CO Reference	3946.3	mV	2500-4800 mV		
Measure/Reference Ratio	1.180	-	1.1-1.3 W/Zero Air		
Sample Pressure	28.6	In-Hg-A	~2" < Ambient Absolute Pressure		
Sample Flow	803	CC/Min	800 ± 10%		
Sample Temperature	48.4	°C	48 ± 4		
Bench Temperature	48.2	°C	48 ± 2		
Wheel Temperature	68.5	°C	68 ± 2		
Box Temperature	30.9	°C	Ambient Temp + 7 ± 10		
Photo-Drive	3041.4	mV	250 mV to 4750 mV		
Slope	1.017	-	1.0 ± 0.3		
Offset	0.2	-	0 ± 0.3		

Calibrated by :



Approved by :






บริษัท เอส.พี.เอส. คอนซัลติ้ง เซอร์วิส จำกัด
S.P.S. CONSULTING SERVICE CO., LTD.
7 ซอยพหลโยธิน 24 ถนนพหลโยธิน แขวงจอมพล เขตจตุจักร กรุงเทพฯ 10900
7 Soi Phaholyothin 24, Phaholyothin Rd., Jompol, Chatuchak, Bangkok 10900
Tel : (662) 939-4370-72. Fax : (662) 513-4221. E-mail : sale@spscon.com, www.spscon.com

Calibration Report					
Non-Dispersive Infrared CO Analyzer					
Date :	03 June 2023	Brand :	API	Model :	300E
No.	CO-R02			Serial No.	171-S
Calibrator (Dilution System)					
Brand : API			Model : 700		
Last Cal. Date : 06 September 2022			Serial No. : 421		
Reference Standard Gas					
Standard Gas : Carbon Monoxide (CO)			Cylinder No. : D196045		
Certified Date : 16 April 2022		Expired Date : 15 April 2024		Cylinder Conc. : 4,570 ppm	
Calibrating Condition					
Pressure	1011	mmbar	Temp.	24.5	°C
			% RH	49	
Calibration Setting					
Span	Initial Reading (Before Adj.), PPM			Final Reading (After Adj.), PPM	
Set Point	Expected Concentration	Analyzer Response	%Dif	Analyzer Response	
Zero	0	0.10	-	0	
CO Span	40.00	40.12	0.300	40.00	
API Model 300E CO Analyzer Check List					
Parameter	Observed Value	Units	Nominal Range		
Range	50	PPM	0-1000 ppm		
Stability	0.10	PPM	< 1 ppm With Zero Air		
CO Measure	4017.5	mV	2500-4800 mV		
CO Reference	3947.9	mV	2500-4800 mV		
Measure/Reference Ratio	1.180	-	1.1-1.3 W/Zero Air		
Sample Pressure	28.4	In-Hg-A	~2" < Ambient Absolute Pressure		
Sample Flow	812	CC/Min	800 ± 10%		
Sample Temperature	48.5	°C	48 ± 4		
Bench Temperature	48.2	°C	48 ± 2		
Wheel Temperature	68.2	°C	68 ± 2		
Box Temperature	30.7	°C	Ambient Temp + 7 ± 10		
Photo-Drive	3037.6	mV	250 mV to 4750 mV		
Slope	1.018	-	1.0 ± 0.3		
Offset	0.2	-	0 ± 0.3		

Calibrated by :



Approved by :







บริษัท เอส.พี.เอส. คอนซัลติ้ง เซอร์วิส จำกัด
S.P.S. CONSULTING SERVICE CO., LTD.
7 ซอยพหลโยธิน 24 ถนนพหลโยธิน แขวงจอมพล เขตจตุจักร กรุงเทพฯ 10900
7 Soi Phaholyothin 24, Phaholyothin Rd., Jompol, Chatuchak, Bangkok 10900
Tel : (662) 939-4370-72. Fax : (662) 513-4221. E-mail : sale@spicon.com, www.spicon.com

Calibration Report					
Non-Dispersive Infrared CO Analyzer					
Date :	05 June 2023	Brand :	API	Model :	300E
No.	CO-R03			Serial No.	1352
Calibrator (Dilution System)					
Brand : API			Model : 700		
Last Cal. Date : 06 September 2022			Serial No. : 421		
Reference Standard Gas					
Standard Gas : Carbon Monoxide (CO)			Cylinder No. : D196045		
Certified Date : 16 April 2022		Expired Date : 15 April 2024		Cylinder Conc. : 4,570 ppm	
Calibrating Condition					
Pressure	1011	mmbar	Temp.	24.5	°C
			% RH	48	
Calibration Setting					
Span	Initial Reading (Before Adj.), PPM			Final Reading (After Adj.), PPM	
Set Point	Expected Concentration	Analyzer Response	%Dif	Analyzer Response	
Zero	0	-0.10	-	0	
CO Span	40.00	39.89	-0.275	40.00	
API Model 300E CO Analyzer Check List					
Parameter	Observed Value	Units	Nominal Range		
Range	50	PPM	0-1000 ppm		
Stability	0.10	PPM	< 1 ppm With Zero Air		
CO Measure	4014.7	mV	2500-4800 mV		
CO Reference	3948.4	mV	2500-4800 mV		
Measure/Reference Ratio	1.179	-	1.1-1.3 W/Zero Air		
Sample Pressure	28.5	In-Hg-A	~2" < Ambient Absolute Pressure		
Sample Flow	802	CC/Min	800 ± 10%		
Sample Temperature	48.4	°C	48 ± 4		
Bench Temperature	48.2	°C	48 ± 2		
Wheel Temperature	68.5	°C	68 ± 2		
Box Temperature	30.8	°C	Ambient Temp + 7 ± 10		
Photo-Drive	3049.5	mV	250 mV to 4750 mV		
Slope	1.017	-	1.0 ± 0.3		
Offset	0.2	-	0 ± 0.3		

Calibrated by :



Approved by :





QUALITY CALIBRATION CO.,LTD.

235 Petchkasem 63/2 Road, Laksong, Bangkae, Bangkok 10160

Tel (662) 421-5402, (662) 444-0152-3, Fax (662) 809-4584

www.qcalibration.com



CERTIFICATE No : 23M2441

REFERENCE No : 68471-1

PAGE : 1 OF 2

Certificate of Calibration

EQUIPMENT : DIGITAL BALANCE

MANUFACTURER : METTLER TOLEDO

MODEL : XS105DU

SERIAL No : 1126422905

ID No : BA 05/50

CONDITION AS RECEIVED : USED ITEM

SUBMITTED BY : S.P.S. CONSULTING SERVICE CO., LTD.
7 SOI PHAHOLYOTHIN 24, PHAHOLYOTHIN RD.,
JOMPOL, CHATUCHAK, BANGKOK 10900

CALIBRATED BY : ATSAWIN Y.

CALIBRATION DATE : 10-Mar-23

APPROVED BY :

ISSUED DATE : 16-Mar-23

RECEIVED DATE : 10-Mar-23

THIS CERTIFICATE MAY NOT BE REPRODUCED OTHER THAN IN FULL EXCEPT WITH THE PRIOR WRITTEN APPROVAL OF
QUALITY CALIBRATION CO., LTD.



CERTIFICATE No : 23M2441

PAGE : 2 OF 2

Calibration Report

EQUIPMENT : DIGITAL BALANCE MODEL : XS105DU
MANUFACTURER : METTLER TOLEDO S/N : 1126422905
ID No : BA 05/50 RECEIVED DATE : 10-Mar-23
AIR PRESSURE : 1010mbar \pm 1mbar CALIBRATION DATE : 10-Mar-23
AMBIENT TEMPERATURE : 23°C \pm 1°C RELATIVE HUMIDITY : 49 %RH \pm 10 % RH

CONDITION OF THIS RESULTS OF CALIBRATION

1. THIS INSTRUMENT WAS CALIBRATED BY ACCORDING TO UKAS LAB 14 EDITION 6:2019 BY USING KNOWN WEIGHT STANDARD WEIGHT. THE BALANCE WAS NOT ADJUSTED BEFORE CALIBRATION. THE BALANCE HAS NO ZERO TRACKING FUNCTION. REPEATABILITY WAS MEASURED BY USING 10 REPEATED MEASUREMENTS. LINEARITY WAS MEASURED COVERING 10 POINTS, EVENLY SPREAD OVER THE RANGE. THE INSTRUMENT WAS SET ZERO BEFORE PERFORMING THE LINEARITY TEST. OFF-CENTER LOADING WAS MEASURED BY USING STANDARD WEIGHTS PLACED ON THE PAN AND MOVED TO VARIOUS POSITIONS ON THE PAN.

2. REFERENCE STANDARD INSTRUMENTS :-

INSTRUMENT	MODEL	SERIAL No	CERTIFICATE No	DUE DATE
1) STANDARD WEIGHT SET	E2	QK-I-151	M2302013S	02-Feb-25
2) STANDARD WEIGHT	E2	15843	M2302014S	02-Feb-25

3. THIS RESULT WAS FOUND ACCURATE AS SHOWN ON DATE AND PLACE OF CALIBRATION ONLY.

4. THIS RESULT EXCLUDE LONG TERM STABILITY OF THE UNIT UNDER CALIBRATION.

5. THIS CERTIFICATE IS TRACEABLE TO THE INTERNATIONAL SYSTEM OF UNIT MAINTAINED AT:-

- NATIONAL INSTITUTE OF METROLOGY (THAILAND) THROUGH CENTRAL BUREAU OF WEIGHTS&MEASURES

RESULT OF CALIBRATION :- WITHOUT ADJUSTMENT

1. ZERO SETTING FUNCTION : NORMAL

2. TARE FUNCTION : NORMAL

3. REPEATABILITY OF READING AT 200 g WAS 0 g

4. DEPARTURE FROM NOMINAL VALUE/ LINEARITY

NOMINAL VALUE (g)	BALANCE READING (g)	CORRECTION (g)	UNCERTAINTY (\pm g)
0.00	0.00000	0.00000	0.000039
0.02	0.02000	0.00000	0.000039
0.10	0.10000	0.00000	0.000039
0.20	0.20001	-0.00001	0.000040
0.50	0.50001	-0.00001	0.000040
1.00	1.00000	0.00000	0.000041
2.00	2.00003	-0.00003	0.000042
5.00	5.00001	-0.00001	0.000046
10.00	10.00003	-0.00003	0.000053
20.00	20.00005	-0.00005	0.000067
50.00	50.00001	-0.00001	0.00011
100.00	100.00001	-0.00001	0.00019
200.00	200.00001	-0.00001	0.00032

5. OFF CENTER LOADING ERROR



POINT	READING (g)
1	50.0000
2	50.0001
3	50.0000
4	50.0000
5	49.9999
OFF-CENTER LOADING	0.0001

NOTE: THIS CALIBRATION WAS CARRIED OUT AT THE CUSTOMER'S PLACE AT LABORATORY AREA

THE REPORTED UNCERTAINTY OF MEASUREMENT WAS BASED ON A STANDARD UNCERTAINTY MULTIPLIED BY A COVERAGE FACTOR $k=2$, PROVIDING A LEVEL OF CONFIDENCE APPROXIMATELY 95%.

END OF CALIBRATION REPORT



MAINTENANCE AND TEST CERTIFICATE MODEL

OPTIMA 5300DV

Customer : <u>S.P.S.Consulting Service Co.,Ltd</u>	Date Tested: <u>January 11, 2023</u>	
	Recommendation Recertification	
Address : <u>7 Soi Phaholyothin 24</u>	Period <u>6</u> Months	
<u>Paholyothin Road</u>	Recertification Due: <u>July 11, 2023</u>	
<u>Jompol Chatuchak, Bangkok 1090</u>	Date Last Certified: <u>July 11, 2022</u>	
User Name: <u>K.Phenpha Vipasthawatt</u>	Visit Number: <u>2 of 2</u>	
Phone: <u>083-9269252</u>	PerkinElmer Phone: <u>02-719-6420 ext 206</u>	
Fax: <u>02-513-4221</u>	PerkinElmer Fax: <u>02-318-5597</u>	

CONFIGURATION TESTED		ACCESSORIES/COMPONENT NOT INCLUDED
MODEL	SERIAL NUMBER	
<u>OPTIMA 5300DV</u>	<u>077C7042401</u>	
TESTED EQUIPMENT	CALIBRATION NUMBER	EXPIRATION
<u>IPV Methods</u>		
TEST STANDARD USED	PART NUMBER	EXPIRATION DATE
<u>Multielement Standard</u>	<u>N069-1579</u>	<u>May 30, 2023</u>
<u>Wavecal Solution</u>	<u>N058-2152</u>	<u>February 28, 2023</u>
<u>VIS Wavecal solution</u>	<u>N930-2946</u>	<u>August 30, 2023</u>
<u>Instrument Cal. STD4</u>	<u>N930-0221</u>	<u>November 30, 2023</u>
CUSTOMER SUPPLIED	COMMENTS	CUSTOMER INITIALS
<u>2 % HNO3</u>		
<u>10 % HNO3</u>		



MAINTENANCE AND TEST CERTIFICATE MODEL

OPTIMA 5300DV

SERIAL NUMBER 077C7042401
DATE TESTED January 11, 2023
1. MECHANICAL CHECKS

- | | |
|--|---------------------------------|
| A. Inspect and clean all fans and filters. | <input type="text" value="OK"/> |
| B. Inspect and replace as necessary, all torch components including the RF coil. | <input type="text" value="OK"/> |
| C. Inspect all tubing for sign of clacking or leaking. | <input type="text" value="OK"/> |
| D. Adjust water and gas pressure regulator settings. | <input type="text" value="OK"/> |
| E. Inspect and leak check pneumatics drawers. | <input type="text" value="OK"/> |
| F. Clean the exterior of the instrument. | <input type="text" value="OK"/> |

2. OPTICAL CHECKS

- | | |
|---|---------------------------------|
| A. Inspect and clean all optical components. | <input type="text" value="OK"/> |
| B. As required, check and replace all purgefilters. | <input type="text" value="OK"/> |
| C. Recheck optical alignment. | <input type="text" value="OK"/> |

3. COOLING SYSTEM CHECKS

- | | |
|---|----------------------------------|
| A. Perform preventive maintenance on chiller. | <input type="text" value="OK"/> |
| B. Flush out the chiller every year. | <input type="text" value="N/A"/> |

4. PERFORMANCE CHECKS

- | | |
|----------------------------|---------------------------------|
| A. Torch View Alignment. | <input type="text" value="OK"/> |
| B. Wavelength Calibration. | <input type="text" value="OK"/> |



MAINTENANCE AND TEST CERTIFICATE MODEL

OPTIMA 5300DV

SERIAL NUMBER : <u>077C7042401</u>			DATE TESTED : <u>January 11, 2023</u>		
PARAMETER	SPECIFICATION			FINAL VALUE	
Spectral Resolution : UV	As	193.696 nm	≤ 0.007	<u>0.00504</u>	
	Ni	231.604 nm	≤ 0.008	<u>0.00646</u>	
	Ni	341.476 nm	≤ 0.012	<u>0.00768</u>	
Spectral Resolution : VIS	La	408.672 nm	≤ 0.020	<u>0.01597</u>	
	Ba	455.403 nm	≤ 0.025	<u>0.02185</u>	
Precision					
	As	193.656 nm	% RSD < 1.0	<u>0.89</u>	%
	Zn	213.856 nm	% RSD < 1.0	<u>0.77</u>	%
	Mn	257.610 nm	% RSD < 1.0	<u>0.51</u>	%
	La	379.478 nm	% RSD < 1.0	<u>0.44</u>	%
	Ba	455.403 nm	% RSD < 1.0	<u>0.44</u>	%
	Ba	493.408 nm	% RSD < 1.0	<u>0.46</u>	%
Detection Limits : Axial	Tl	190.080 nm	3(sd)	<u>4.04</u>	ppb
	As	193.696 nm	3(sd)	<u>3.58</u>	ppb
	Pb	220.353 nm	3(sd)	<u>1.90</u>	ppb
Detection Limits : Radial	As	193.696 nm	3(sd)	<u>47.72</u>	ppb
	Zn	213.856 nm	3(sd)	<u>1.02</u>	ppb
	Mn	257.610 nm	3(sd)	<u>0.68</u>	ppb
	La	379.478 nm	3(sd)	<u>1.43</u>	ppb
	Ba	455.403 nm	3(sd)	<u>0.10</u>	ppb
	Ba	493.408 nm	3(sd)	<u>0.36</u>	ppb
BEC : Axial (IB X 500)/(IS-IB)	Cd	226.502 nm	≤ 150 ppb	<u>58.36</u>	
BEC : Radial (IB X 1000)/(IS-IB)	Mn	257.610 nm	≤ 45 ppb	<u>104142.80</u>	



MAINTENANCE AND TEST CERTIFICATE MODEL OPTIMA 5300DV

SERIAL NUMBER 077C7042401DATE TESTED January 11, 2023**Remarks :**

Commissioning follow as commissioning performance sheets.

This is to certify that the above tests have been performed and the configuration tested

☒

meets

☐

does not meet

the PerkinElmer Specifications listed on this certificate.

This certificate does not modify PerkinElmer's standard terms and condition of sale,
including warranty terms.

Service Department PerkinElmer Ltd

Authorized Representative: _____

(_____)

ลำดับที่ 3

คุณภาพน้ำใต้ดิน



QUALITY CALIBRATION CO.,LTD.

235 Petchkasem 63/2 Road, Laksong, Bangkae, Bangkok 10160

Tel (662) 421-5402, (662) 444-0152-3, Fax (662) 809-4584



CERTIFICATE No : 22E9693

REFERENCE No : 66476-1

PAGE : 1 OF 3

Certificate of Calibration

EQUIPMENT : pH METER

MANUFACTURER : HANNA

MODEL : HI 3512

SERIAL No : TH118035


ID No : pH 04/56

CONDITION AS RECEIVED : USED ITEM

SUBMITTED BY : S.P.S. CONSULTING SERVICE CO., LTD.
7 SOI PHAHOLYOTHIN 24, PHAHOLYOTHIN RD.,
JOMPOL, CHATUCHAK, BANGKOK 10900

CALIBRATED BY : ATSAWIN Y.

CALIBRATION DATE : 15-Sep-22

APPROVED BY : 

ISSUED DATE : 15-Sep-22

RECEIVED DATE : 14-Sep-22

THIS CERTIFICATE MAY NOT BE REPRODUCED OTHER THAN IN FULL EXCEPT WITH THE PRIOR WRITTEN APPROVAL OF
QUALITY CALIBRATION CO., LTD.

**QUALITY CALIBRATION CO.,LTD.**

235 Petchkasem 63/2 Road, Laksong, Bangkai, Bangkok 10160

Tel (662) 421-5402, (662) 444-0152-3, Fax (662) 809-4584

CERTIFICATE No : 22E9693

PAGE : 2 OF 3

Calibration Report

EQUIPMENT : pH METER
MANUFACTURER : HANNA
ID No : pH 04/56
RECEIVED DATE : 14-Sep-22
AMBIENT TEMPERATURE : 20 ° C ± 1 ° C

MODEL : HI 3512
SERIAL NUMBER : TH118035
CALIBRATION DATE : 15-Sep-22
RELATIVE HUMIDITY : 50 % RH ± 10% RH

CONDITION OF THIS RESULTS OF CALIBRATION

1. THIS INSTRUMENT WAS CALIBRATED BY DIRECT MEASUREMENT METHOD BASED ON WI-TQ-062 AND WI-TQ-063. THE DISPLAY UNIT WAS TESTED BY GENERATING STANDARD VOLTAGE TO THE UNIT AND READ THE VALUE COMPARED WITH CALCULATED VALUE. THE DISPLAY AND ELECTRODE WAS CALIBRATED BY USING STANDARD pH BUFFER
2. REFERENCE STANDARD INSTRUMENTS :-

<u>INSTRUMENT</u>	<u>MODEL</u>	<u>SERIAL No/ LOT No</u>	<u>CERTIFICATE No</u>	<u>DUE DATE</u>
1) pH STANDARD SOLUTION	00651-06	CC719181	4880-12119147	05-Apr-23
2) pH STANDARD SOLUTION	00651-08	CC718727	4881-12110709	31-Mar-23
3) pH STANDARD SOLUTION	00651-10	CC717045	4882-12065386	17-Mar-23
4) PROCESS CALIBRATOR	CA150	91S6079	22E1145	31-Mar-23
5) BATH	260014	1247 48074	22T9870	13-Sep-23
6) THERMOMETER WITH PROBE	421504	55000379	22T9904	13-Sep-23

3. THIS RESULT WAS FOUND ACCURATE AS SHOWN ON DATE AND PLACE OF CALIBRATION ONLY.
4. THIS RESULT EXCLUDE LONG TERM STABILITY OF THE UNIT UNDER CALIBRATION.
5. THIS CERTIFICATE IS TRACEABLE TO SI UNIT MAINTAINED AT :-
 - NATIONAL INSTITUTE OF STANDARD AND TECHNOLOGY, USA.
 - NATIONAL INSTITUTE OF METROLOGY (THAILAND)

RESULT OF CALIBRATION : ADJUSTMENT

1. DISPLAY UNIT ONLY

SLOPE FACTOR $k = 2.303 \text{ RT/F} = 59 \text{ mV/pH}$

mV APPLIED	UUC READING (mV)	CORRECTION (mV)	UUC READING (pH)	UNCERTAINTY OF MEASUREMENT (± mV)	COVERAGE FACTOR k
414.11	414.8	-0.69	-0.171	0.14	2.0
354.95	355.6	-0.65	0.860	0.14	2.0
295.80	296.4	-0.60	1.892	0.14	2.0
236.64	237.2	-0.56	2.922	0.14	2.0
177.48	178.0	-0.52	3.954	0.14	2.0
118.32	118.8	-0.48	4.985	0.14	2.0
59.16	59.7	-0.54	6.016	0.14	2.0
0.00	0.5	-0.50	7.049	0.14	2.0
-59.16	-58.8	-0.36	8.136	0.14	2.0
-118.32	-117.9	-0.42	9.223	0.14	2.0
-177.48	-177.1	-0.38	10.311	0.14	2.0
-236.64	-236.3	-0.34	11.399	0.14	2.0
-295.80	-295.5	-0.30	12.487	0.14	2.0
-354.95	-354.7	-0.25	13.575	0.14	2.0
-414.11	-413.9	-0.21	14.662	0.14	2.0

END OF CALIBRATION REPORT PAGE 2 OF 3



QUALITY CALIBRATION CO.,LTD.

235 Petchkasem 63/2 Road, Laksong, Bangkae, Bangkok 10160

Tel (662) 421-5402, (662) 444-0152-3, Fax (662) 809-4584

CERTIFICATE No : 22E9693

PAGE : 3 OF 3

Calibration Report

RESULT OF CALIBRATION (CONTINUE) :

2. DISPLAY UNIT WITH pH ELECTRODE S/N: 09081C6M

STANDARD pH BUFFER SOLUTION (pH)	UUC READING (pH)	CORRECTION (pH)	VALUE BEFORE ADJUSTMENT	UNCERTAINTY OF MEASUREMENT (\pm pH)	COVERAGE FACTOR k
4.007	4.007	0.000	3.996	0.012	2.0
7.004	7.006	-0.002	6.944	0.012	2.0
10.016	10.012	0.004	10.194	0.014	2.0

3. DISPLAY UNIT WITH TEMPERATURE

STANDARD READING (°C)	UUC READING (°C)	CORRECTION (°C)	VALUE BEFORE ADJUSTMENT	UNCERTAINTY OF MEASUREMENT (\pm °C)	COVERAGE FACTOR k
25.003	25.0	0.003	---	0.0085	2.0

4. PERCENT SLOPE 100%

UUC : UNIT UNDER CALIBRATION

THE REPORTED UNCERTAINTY OF MEASUREMENT WAS BASED ON A STANDARD UNCERTAINTY MULTIPLIED BY A COVERAGE FACTOR k, PROVIDING A LEVEL OF CONFIDENCE APPROXIMATELY 95%.

END OF CALIBRATION REPORT

CERTIFICATE OF CALIBRATION

FOR

NOMENCLATURE : CONDUCTIVITY METER
MANUFACTURER : METTLER TOLEDO
MODEL / TYPE : SEVEN COMPACT S230
SERIAL NO. : C141708983/5821320179
CLID. NO. : 272300452
JOB CONTROL NO. : 230211016445

CUSTOMER : S.P.S. CONSULTING SERVICE CO., LTD.
7 SOI PHAHOLYOTHIN 24 ROAD, JOMPOL,
CHATUCHAK, BANGKOK 10900


DATE OF RECEIVED : 11 February 2023

DATE OF ISSUED : 15 February 2023

Report of calibration screening must not be taken in part. Except complete. Without the approval of the Calibration Laboratory Co., Ltd.

Calibrated By : Sukgasem Seehanart
Calibration Engineer

Approved By :



This Calibration Certificate documents the traceability to national standards, which realize the units of measurement according to the International System of Units (SI)

Certificate No. Q23016445

F3-011-04/01-12

page 1 of 4



@clccalibration

REPORT OF CALIBRATION

FOR

NOMENCLATURE	:	CONDUCTIVITY METER
MANUFACTURER	:	METTLER TOLEDO
MODEL / TYPE	:	SEVEN COMPACT S230
SERIAL NO.	:	C141708983/5821320179
DATE OF CALIBRATION	:	13 February 2023

ENVIRONMENT CONDITIONS :

Temperature : $(25 \pm 2.5) ^\circ\text{C}$

Relative Humidity : $(50 \pm 15) \% \text{ RH}$

PROCEDURE USED :

This instrument [Conductivity Meter] was calibrated under procedure No. **WI-305-130**. The calibration was performed by direct measurement with Certified Reference Material (CRM) and Reference Material (RM) .

This instrument [Temperature] was calibrated under procedure No. **WI-305-244**. The calibration was performed by Comparison with Calibration Bath, Precision Thermometer and IPRT which maintained by the Calibration Laboratory Co., Ltd.

REFERENCE STANDARD USED :

1. Potassium Chloride Solution (nominal 1.41 mS/cm , nominal 12.8 mS/cm)
2. Conductivity Solution , Hanna Product Code HI 7033L Lot Number 6436.
3. Calibration Bath, Kambic Model OB-22/2 ULT S/N. 17115653.
4. Precision Thermometer, ASL Model F250 S/N. 1334023800.
5. IPRT, ASL Model T100-250-1D S/N. L0193A-1-1.



TRACEABILITY :

1. The measurements are traceable to International System of Units (SI) , through Merck Co., Ltd.

Certificate No. HC02139203 , HC04515254, Due Date 30 June 2023 , 30 November 2023.

2. The measurements are traceable to International System of Units (SI) , through Hanna instruments.

Certificate No. 12E12 , Due Date May 2024 .

3. The measurements are traceable to International System of Units (SI) , through Calibration Laboratory Co., Ltd.

Certificate No. Q22130792, Due Date 05 January 2024.

4. The measurements are traceable to International System of Units (SI) , through Thailand Institute of Scientific and Technological Research (TISTR). Certificate No. PSL-T 0823/65, Due Date 22 August 2023.

5. The measurements are traceable to International System of Units (SI) , through National Institute of Metrology (Thailand).

Certificate No. TT-0166-22, Due Date 01 December 2023.

UNCERTAINTY :

The reported expanded uncertainty of measurement is stated as the standard uncertainty of measurement multiplied by the coverage factor complies with the table which for a normal distribution corresponds to a coverage probability of approximately 95 %.

It has been evaluated according to the "Evaluation of the Uncertainty of Measurement in Calibration (EA-4/02 M:2022)"



CONDITION OF CALIBRATION ITEM : GOOD

MEASUREMENT RESULTS : (X) without adjustment () adjustment

The table in the following gives the calibration results and associated measurement uncertainties of Conductivity Meter.

CALIBRATION DATA

1. Conductivity Solution Test @ 25°C

Standard Conductivity Solution	DUC Reading	Uncertainty of Measurement	k Factor
*84.00 µS/cm	84.04 µS/cm [Cell Constant 0.548589]	± 1.00 µS/cm	2,00
1412.0 µS/cm	1413 µS/cm [Cell Constant 0.548589]	± 21.0 µS/cm	2,00
12.85 mS/cm	12.88 mS/cm [Cell Constant 0.573538]	± 0.19 mS/cm	2,00

Note. * means Calibrations marked "Not TISI Accredited" in this Certificate have been included for completeness.

The Scope of Accredited TISI Certificate No. 23-LB0092 Issue 01 Page 138 of 138

*2. Temperature Result [Probe Conductivity]

Immersion depth (mm)	Actual Temperature (°C)	DUC Reading (°C)	Correction (°C)	Uncertainty ± (°C)
100	25.00	25.0	0.00	0.07

Note. The reported uncertainty is based on a standard uncertainty multiplied by coverage factor of $k = 2,00$.

* means Calibrations marked " Not TISI Accredited " in this Certificate have been included for completeness.

This report is valid for the above stated instrument/s only.

End of Certificate





CERTIFICATE No : 23M2442

REFERENCE No : 68471-2

PAGE : 1 OF 2

Certificate of Calibration

EQUIPMENT : DIGITAL BALANCE

MANUFACTURER : SARTORIUS

MODEL : BSA224S-CW

SERIAL No : 36591843


ID No : BA 09/61

CONDITION AS RECEIVED : USED ITEM

SUBMITTED BY : S.P.S. CONSULTING SERVICE CO., LTD.
7 SOI PHAHOLYOTHIN 24, PHAHOLYOTHIN RD.,
JOMPOL, CHATUCHAK, BANGKOK 10900

CALIBRATED BY : ATSAWIN Y.

CALIBRATION DATE : 10-Mar-23

APPROVED BY : 

ISSUED DATE : 16-Mar-23

RECEIVED DATE : 10-Mar-23



CERTIFICATE No : 23M2442

PAGE : 2 OF 2

Calibration Report

EQUIPMENT : DIGITAL BALANCE MODEL : BSA224S-CW
MANUFACTURER : SARTORIUS S/N : 36591843
ID No : BA 09/61 RECEIVED DATE : 10-Mar-23
AIR PRESSURE : 1010mbar \pm 1mbar CALIBRATION DATE : 10-Mar-23
AMBIENT TEMPERATURE : 23°C \pm 1°C RELATIVE HUMIDITY : 49 %RH \pm 10 % RH

CONDITION OF THIS RESULTS OF CALIBRATION

1. THIS INSTRUMENT WAS CALIBRATED BY ACCORDING TO UKAS LAB 14 EDITION 6:2019 BY USING KNOWN WEIGHT STANDARD WEIGHT. THE BALANCE WAS NOT ADJUSTED BEFORE CALIBRATION. THE BALANCE HAS NO ZERO TRACKING FUNCTION. REPEATABILITY WAS MEASURED BY USING 10 REPEATED MEASUREMENTS. LINEARITY WAS MEASURED COVERING 10 POINTS, EVENLY SPREAD OVER THE RANGE. THE INSTRUMENT WAS SET ZERO BEFORE PERFORMING THE LINEARITY TEST. OFF-CENTER LOADING WAS MEASURED BY USING STANDARD WEIGHTS PLACED ON THE PAN AND MOVED TO VARIOUS POSITIONS ON THE PAN.

2. REFERENCE STANDARD INSTRUMENTS :-

INSTRUMENT	MODEL	SERIAL No	CERTIFICATE No	DUE DATE
1) STANDARD WEIGHT SET	E2	QK-I-151	M2302013S	02-Feb-25
2) STANDARD WEIGHT	E2	15843	M2302014S	02-Feb-25

3. THIS RESULT WAS FOUND ACCURATE AS SHOWN ON DATE AND PLACE OF CALIBRATION ONLY.

4. THIS RESULT EXCLUDE LONG TERM STABILITY OF THE UNIT UNDER CALIBRATION.

5. THIS CERTIFICATE IS TRACEABLE TO THE INTERNATIONAL SYSTEM OF UNIT MAINTAINED AT:-

- NATIONAL INSTITUTE OF METROLOGY (THAILAND) THROUGH CENTRAL BUREAU OF WEIGHTS&MEASURES

RESULT OF CALIBRATION :- WITHOUT ADJUSTMENT

1. ZERO SETTING FUNCTION : NORMAL

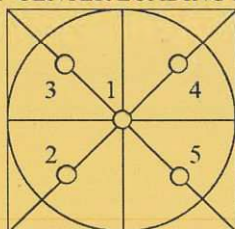
2. TARE FUNCTION : NORMAL

3. REPEATABILITY OF READING AT 200 g WAS 0 g

4. DEPARTURE FROM NOMINAL VALUE/ LINEARITY

NOMINAL VALUE (g)	BALANCE READING (g)	CORRECTION (g)	UNCERTAINTY (\pm g)
0.0	0.0000	0.0000	0.000058
0.1	0.1000	0.0000	0.000059
0.2	0.2000	0.0000	0.000059
0.5	0.5000	0.0000	0.000060
1.0	1.0000	0.0000	0.000060
2.0	2.0000	0.0000	0.000061
5.0	5.0000	0.0000	0.000063
10.0	10.0000	0.0000	0.000067
20.0	20.0001	-0.0001	0.000073
50.0	50.0000	0.0000	0.00011
100.0	100.0001	-0.0001	0.00019
200.0	200.0000	0.0000	0.00032

5. OFF CENTER LOADING ERROR



POINT	READING (g)
1	100.0000
2	99.9999
3	99.9998
4	100.0001
5	100.0000
OFF-CENTER LOADING	0.0002

NOTE: THIS CALIBRATION WAS CARRIED OUT AT THE CUSTOMER'S PLACE AT LABORATORY AREA

THE REPORTED UNCERTAINTY OF MEASUREMENT WAS BASED ON A STANDARD UNCERTAINTY MULTIPLIED BY A COVERAGE FACTOR $k=2$, PROVIDING A LEVEL OF CONFIDENCE APPROXIMATELY 95%.

END OF CALIBRATION REPORT

SITHIPHORN ASSOCIATES CO.,LTD. CALIBRATION LABORATORY



451-451/1 Sirinthorn Rd.,Bangbumru, Bangplud Bangkok 10700 THAILAND.
Tel.0-2435-8800 Fax.0-2433-1679 e-mail:cal-center@sithiphorn.com http://www.sithiphorn.com

NSC-TISI-TIS 17025
CALIBRATION 0394

Cert. No. : SP22018

Pages 1 of 3

Calibration Certificate

Equipment : UV-VIS SPECTROPHOTOMETER
Manufacturer : PERKINELMER
Model : LAMBDA 25
Serial No.: 501S14123010
ID No.: SP03/58
Calibration Mode : WAVELENGTH ACCURACY
PHOTOMETRIC ACCURACY

Condition As Found : GOOD

Customer : S.P.S. CONSULTING SERVICE CO., LTD.
7 SOI PHAHOLYOTHIN 24, PHAHOLYOTHIN ROAD,
CHOMPHON, CHATUCHAK,
BANGKOK 10900, THAILAND.


Location : ORGANIC LABORATORY IV

Ambient Temperature : (24.4 ± 5) °C
Relative Humidity : (60.1 ± 25) %

Received Date : 30 AUGUST 2022
Calibration Date : 30 AUGUST 2022
Date of Issue : 31 AUGUST 2022

Calibrated by :

Approved by :



This certificate is issued in accordance with the requirements of ISO/IEC 17025 standard, may not be reproduced other than in full, except with the prior written approval of the head of Calibration Laboratory.

Continuation of Calibration Certificate

Cert. No. : SP22018

Job No. : VC65SP0008

Pages : 2 of 3

Calibration Method :

This instrument was calibrated by using on-site calibration procedure In-house method : CP-SP-01

The calibration procedure to direct measurement wavelength accuracy by using wavelength standard solution, Photometric accuracy by using absorbance standard filter and absorbance standard solution

The calibration procedure used was based on ASTM E275-01,ASTM E925-02

Condition of this result of calibration :

1. Certified reference materials

Material	Ref. type	Cell serial No.	Cert. No.	Due Date
Holmium liquid	RM-HL	29706	87569	13/10/2022
Didymium liquid	RM-DL	28912	87588	15/10/2022
Neutral density filter	RM-1N2N3N	13877	87600	15/10/2022
Potassium dichromate solutions	RM-0204060810	14204	87614	16/10/2022
Potassium Iodide solution	-	KI-0701-001	CI-0090-22	08/04/2024

2. This result of calibration was found accurate as shown on date and place of calibration only.

3. This certificate is traceable to the international system of unit maintained at :

3.1 The UK National Physical Laboratory (NPL)

3.2 The National Institute of Standards and Technology,NIST.

Result of calibration : Wavelength Accuracy

(Without adjustment)

Material	Certified Values of Reference Material (nm)	UUC* Reading (nm)	Error (nm)	Uncertainty ± (nm)	k Factor
RM-HL	278.13	278.3	0.17	0.16	2.00
	361.25	361.4	0.15	0.16	2.00
	467.82	467.8	-0.02	0.16	2.00
	536.56	536.5	-0.06	0.16	2.00
	640.50	640.5	0.00	0.16	2.00
RM-DL	740.09	740.0	-0.09	0.16	2.00
	864.94	865.2	0.26	0.16	2.00

UUC* = Unit Under Calibration

Continuation of Calibration Certificate

Cert. No. : SP22018

Job No. : VC65SP0008

Pages : 3 of 3

Result of calibration : Photometric Accuracy

(Without adjustment)

Material	Wavelength (nm)	Filter: S/N	Nominal Absorbance (A)	Certified Absorbance (A)	UUC* Reading Absorbance (A)	Error (A)	Uncertainty ± (A)	k Factor
Neutral Density glass filter	440.0	29360	1.0	1.0524	1.0539	0.0015	0.0028	2.00
		29914	0.7	0.7454	0.7459	0.0005	0.0029	2.00
		29381	0.5	0.5426	0.5426	0.0000	0.0028	2.00
	546.1	29360	1.0	0.9822	0.9810	-0.0012	0.0028	2.00
		29914	0.7	0.6962	0.6960	-0.0002	0.0028	2.00
		29381	0.5	0.5076	0.5070	-0.0006	0.0029	2.00
	590.0	29360	1.0	1.0221	1.0202	-0.0019	0.0028	2.00
		29914	0.7	0.7238	0.7230	-0.0008	0.0029	2.00
		29381	0.5	0.5364	0.5360	-0.0004	0.0031	2.00
	635.0	29360	1.0	0.9751	0.9732	-0.0019	0.0028	2.00
		29914	0.7	0.6912	0.6902	-0.0010	0.0029	2.00
		29381	0.5	0.5214	0.5210	-0.0004	0.0032	2.00
Material	Wavelength (nm)	Solution (mg/l)	Certified Absorbance (A)	UUC* Reading Absorbance (A)	Error (A)	Uncertainty ± (A)	k Factor	
RM-0204060810	235.0	20	0.2436	0.2419	-0.0017	0.0101	2.00	
		40	0.4905	0.4855	-0.0050	0.0115	2.00	
		60	0.7453	0.7388	-0.0065	0.0067	2.00	
		80	0.9920	0.9839	-0.0081	0.0071	2.00	
		100	1.2487	1.2414	-0.0073	0.0073	2.00	

UUC* = Unit Under Calibration

Condition of this result of calibration : Spectrophotometer PERKINELMER Model Lambda 25 S/N 501S141230

Resolution of Wavelength Mode 0.1 nm

Resolution of Photometric Mode 0.0001 A

Parameter Setting

Measurement Mode Wavelength, Absorbance

Wavelength Scan 1100 nm-190 nm

Scanning Speed 7.5 nm/min

Data Pitch 0.1 nm

Band width(Wavelength) 1.0 nm

Band width(Vis) 1.0 nm

Band width(Uv) 1.0 nm

Stray Light** UUC* Reading at 220 nm

Transmission T(%) Absorbance(A)

0.0107

3.9886

**Specific Acceptance :

Transmission ≤ 1.0 T(%), Absorbance ≥ 2.0 A

**Stray light not TISI Accredited

The reported uncertainty is based on a standard uncertainty multiplied by a coverage factor k , providing a level of confidence of approximately 95%

End of Calibration Certificate



MIRACLE INTERNATIONAL TECHNOLOGY CO.,LTD

214 Bangwaek Rd. Bangpai Bangkae Bangkok 10160
Tel.: 0-2865-4647-8 Fax: 0-2865-4649 <http://www.mit.in.th>



CALIBRATION CERTIFICATE

Certificate No. : S2022090647-0003

Date Issued : 03-Oct-22

Customer : S.P.S. CONSULTING SERVICE CO., LTD.
7 Soi Phaholyothin 24 Phaholyothin Road., Jompol, Chatuchak,
Bangkok 10900

Equipment : Incubator

Manufacturer : BINDER

Model : BD 115

Serial No. : 12-16967

ID No./Tag No. : IN 05/56

Date Received : 30-Sep-22

Date Calibrated : 30-Sep-22

Calibrated by : Mr. Surat Aumarb

Calibration Method or Calibration Procedure Used

Standard method : CP-05 TLAS G-20.


This certificate is traceable to national standards, which realize the units of measurement according to the International System of Units (SI).

Result of Calibration

The reported uncertainty of measurement was based on standard uncertainty multiplied by a coverage factor $k = 2$, providing a level confidence approximately 95 percent.

This certificate may not be reproduced other than in full except with the prior written approval of the Miracle International Technology Company Limited.

Approved by:



Page 1 of 2

Certificate No. : S2022090647-0003

Environment : Ambient Temperature : Start record 26.5 °C, Stop record 26.6 °C
Relative Humidity : Start record 54.8 %RH, Stop record 54.6 %RH

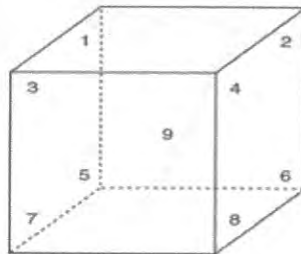
Calibration Temperature (°C)	Setting Temperature (°C)	Indicating Temperature (°C)	Measured Stability ¹ (°C)	Measured Uniformity ² (°C)	Overall Variation ³ (°C)
35	35.0	35.0	0.03	0.07	0.14
41.5	41.5	41.5	0.03	0.08	0.15

Without adjustment

Calibration Temperature (°C)	STD No. 1 (°C)	STD No. 2 (°C)	STD No. 3 (°C)	STD No. 4 (°C)	STD No. 5 (°C)	STD No. 6 (°C)	STD No. 7 (°C)	STD No. 8 (°C)	STD No. 9 (°C)	Uncertainty ⁴ ±°C
35	34.88	34.86	34.89	34.90	34.93	34.92	34.95	34.89	34.93	0.18
41.5	41.40	41.33	41.32	41.41	41.43	41.43	41.38	41.33	41.37	0.18

Note : Probe No. 9 is Reference Probe

Setting Air Fresh No. 0



Condition As-Received : Used Item

The measurement results and statements of conformity with specification only relate to the item calibrated.

Measurement Standards Used & Traceability :

The International System of Units (SI) through

MIT Certificate No. AD2207-125-0001 for Digital Thermometer with Probe (Agilent) Module 1 (73) NTC, Pt1000 Serial No. MY44024042, Due 01-Feb-23

- Notes :
1. The temperature stability is the one-half of greatest maximum difference of measured temperatures at any one probe.
 2. The temperature uniformity is the maximum difference of measured temperatures between of any probes and the measured temperature at the reference location which are observed at same time.
 3. Overall variation is the difference of maximum and minimum measured temperatures throughout observation time.
 4. The uncertainty of measurement is included temperature stability.
 5. The temperature uniformity, stability, overall variation and indicating temperature is applicable to all air or gas filled temperature controlled enclosures at atmospheric pressure.

End of Certificate



CERTIFICATE No : 23T2448

REFERENCE No : 68471-8

PAGE : 1 OF 2

Certificate of Calibration

EQUIPMENT : WATER BATH

MANUFACTURER : MEMMERT

MODEL : WNB29

SERIAL No : L614.0123

ID No : WB 05/58

CONDITION AS RECEIVED : USED ITEM

SUBMITTED BY : S.P.S. CONSULTING SERVICE CO., LTD.
7 SOI PHAHOLYOTHIN 24, PHAHOLYOTHIN RD.,
JOMPOL, CHATUCHAK, BANGKOK 10900

CALIBRATED BY : CHAICHARN CH.

CALIBRATION DATE : 10-Mar-23

APPROVED BY :



ISSUED DATE : 17-Mar-23

RECEIVED DATE : 10-Mar-23



CERTIFICATE No : 23T2448

PAGE : 2 OF 2

Calibration Report

EQUIPMENT : WATER BATH
MANUFACTURER : MEMMERT
ID NUMBER : WB 05/58
RECEIVED DATE : 10-Mar-23
AMBIENT TEMPERATURE : 26 °C ± 1 °C

MODEL : WNB29
SERIAL NUMBER : L614.0123
CALIBRATION DATE : 10-Mar-23
RELATIVE HUMIDITY : 51 %RH ± 10 % RH

CONDITION OF THIS RESULTS OF CALIBRATION

1. THIS INSTRUMENT WAS CALIBRATED ACCORDING TO ASTM E715-80 (REAPPROVED 2001) BY COMPARISON WITH CALIBRATED RTD. THE PROBES WERE PLACED ON FIVE POINTS AND LOCATED ONE PROBE IN EACH OF THE FOUR CORNERS OF THE BATH AND PLACED THE FIFTH RTD WITHIN 2.5 cm. OF THE GEOMETRIC CENTER OF THE WATER VOLUME (REFERENCE LOCATION) UNDER NO LOAD CONDITION.

2. REFERENCE STANDARD INSTRUMENTS :-

<u>INSTRUMENT</u>	<u>MODEL</u>	<u>SERIAL No</u>	<u>CERTIFICATE No</u>	<u>DUE DATE</u>
1) DATA LOGGER WITH RTD	2625A	6603614	22T7514	05-Jul-23

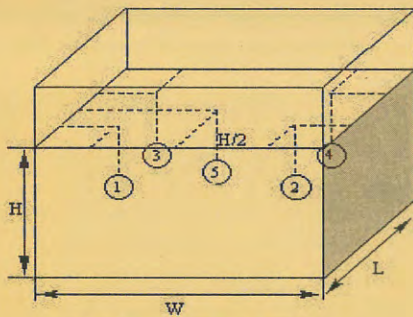
3. THIS RESULT WAS FOUND ACCURATE AS SHOWN ON DATE AND PLACE OF CALIBRATION ONLY.

4. THIS RESULT EXCLUDE LONG TERM STABILITY OF THE UNIT UNDER CALIBRATION.

5. THIS CERTIFICATE IS TRACEABLE TO THE INTERNATIONAL SYSTEM OF UNIT MAINTAINED AT:-

- NATIONAL INSTITUTE OF METROLOGY (THAILAND) THROUGH QUALITY CALIBRATION CO.,LTD.

RESULT OF CALIBRATION :- WITHOUT ADJUSTMENT



PROBE INSTALLATION
POSITION IN THE BATH

GENERAL INFORMATION

Overall Variation of Ambient Temperature around the Bath (°C) : 0.9

Overall Variation of Line Voltage (V) : 0

Instrument Condition : Normal

BATH PERFORMANCE

Controller Temperature (°C)	Temperature Stability (±°C)	Radius Uniformity (°C)	Axial Uniformity (°C)	Overall Variation (°C)
50.4	0.12	0.14	0.15	0.34
60.4	0.18	0.23	0.19	0.50

TEMPERATURE MEASUREMENT ACCURACY TEST

Controller Temp (°C)	Indicating Temp (°C)	Measured Temperature (°C) at Spread Locations					Uncertainty (± °C)
		#1	#2	#3	#4	Ref. 5	
50.4	50.4	49.45	49.42	49.36	49.32	49.42	0.19
60.4	60.4	60.17	60.20	60.06	59.97	60.18	0.25

NOTE 1 : THE UNCERTAINTY OF MEASUREMENT EXCLUDED TEMPERATURE UNIFORMITY OF THE BATH.

NOTE 2 : THIS CALIBRATION WAS CARRIED OUT AT THE CUSTOMER'S PLACE AT LABORATORY AREA.

THE REPORTED UNCERTAINTY OF MEASUREMENT WAS BASED ON A STANDARD UNCERTAINTY MULTIPLIED BY A COVERAGE FACTOR k =2, PROVIDING A LEVEL OF CONFIDENCE APPROXIMATELY 95%.

END OF CALIBRATION REPORT



MAINTENANCE AND TEST CERTIFICATE MODEL

OPTIMA 5300DV

Customer : <u>S.P.S.Consulting Service Co.,Ltd</u>	Date Tested: <u>January 11, 2023</u>	
	Recommendation Recertification	
Address : <u>7 Soi Phaholyothin 24</u>	Period <u>6</u> Months	
<u>Paholyothin Road</u>	Recertification Due: <u>July 11, 2023</u>	
<u>Jompol Chatuchak, Bangkok 1090</u>	Date Last Certified: <u>July 11, 2022</u>	
User Name: <u>K.Phenpha Vipasthawatt</u>	Visit Number: <u>2 of 2</u>	
Phone: <u>083-9269252</u>	PerkinElmer Phone: <u>02-719-6420 ext 206</u>	
Fax: <u>02-513-4221</u>	PerkinElmer Fax: <u>02-318-5597</u>	

CONFIGURATION TESTED		ACCESSORIES/COMPONENT NOT INCLUDED
MODEL	SERIAL NUMBER	
<u>OPTIMA 5300DV</u>	<u>077C7042401</u>	
TESTED EQUIPMENT	CALIBRATION NUMBER	EXPIRATION
<u>IPV Methods</u>		
TEST STANDARD USED	PART NUMBER	EXPIRATION DATE
<u>Multielement Standard</u>	<u>N069-1579</u>	<u>May 30, 2023</u>
<u>Wavecal Solution</u>	<u>N058-2152</u>	<u>February 28, 2023</u>
<u>VIS Wavecal solution</u>	<u>N930-2946</u>	<u>August 30, 2023</u>
<u>Instrument Cal. STD4</u>	<u>N930-0221</u>	<u>November 30, 2023</u>
CUSTOMER SUPPLIED	COMMENTS	CUSTOMER INITIALS
<u>2 % HNO3</u>		
<u>10 % HNO3</u>		



MAINTENANCE AND TEST CERTIFICATE MODEL

OPTIMA 5300DV

SERIAL NUMBER 077C7042401DATE TESTED January 11, 2023**1. MECHANICAL CHECKS**

A. Inspect and clean all fans and filters.

B. Inspect and replace as necessary, all torch components including the RF coil.

C. Inspect all tubing for sign of clacking or leaking.

D. Adjust water and gas pressure regulator settings.

E. Inspect and leak check pneumatics drawers.

F. Clean the exterior of the instrument.

2. OPTICAL CHECKS

A. Inspect and clean all optical components.

B. As required, check and replace all purgefilters.

C. Recheck optical alignment.

3. COOLING SYSTEM CHECKS

A. Perform preventive maintenance on chiller.

B. Flush out the chiller every year.

4. PERFORMANCE CHECKS

A. Torch View Alignment.

B. Wavelength Calibration.



MAINTENANCE AND TEST CERTIFICATE MODEL

OPTIMA 5300DV

SERIAL NUMBER : <u>077C7042401</u>			DATE TESTED : <u>January 11, 2023</u>		
PARAMETER	SPECIFICATION			FINAL VALUE	
Spectral Resolution : UV	As	193.696 nm	≤ 0.007	<u>0.00504</u>	
	Ni	231.604 nm	≤ 0.008	<u>0.00646</u>	
	Ni	341.476 nm	≤ 0.012	<u>0.00768</u>	
Spectral Resolution : VIS	La	408.672 nm	≤ 0.020	<u>0.01597</u>	
	Ba	455.403 nm	≤ 0.025	<u>0.02185</u>	
Precision					
	As	193.656 nm	% RSD < 1.0	<u>0.89</u>	%
	Zn	213.856 nm	% RSD < 1.0	<u>0.77</u>	%
	Mn	257.610 nm	% RSD < 1.0	<u>0.51</u>	%
	La	379.478 nm	% RSD < 1.0	<u>0.44</u>	%
	Ba	455.403 nm	% RSD < 1.0	<u>0.44</u>	%
	Ba	493.408 nm	% RSD < 1.0	<u>0.46</u>	%
Detection Limits : Axial	Tl	190.080 nm	3(sd)	<u>4.04</u>	ppb
	As	193.696 nm	3(sd)	<u>3.58</u>	ppb
	Pb	220.353 nm	3(sd)	<u>1.90</u>	ppb
Detection Limits : Radial	As	193.696 nm	3(sd)	<u>47.72</u>	ppb
	Zn	213.856 nm	3(sd)	<u>1.02</u>	ppb
	Mn	257.610 nm	3(sd)	<u>0.68</u>	ppb
	La	379.478 nm	3(sd)	<u>1.43</u>	ppb
	Ba	455.403 nm	3(sd)	<u>0.10</u>	ppb
	Ba	493.408 nm	3(sd)	<u>0.36</u>	ppb
BEC : Axial (IB X 500)/(IS-IB)	Cd	226.502 nm	≤ 150 ppb	<u>58.36</u>	
BEC : Radial (IB X 1000)/(IS-IB)	Mn	257.610 nm	≤ 45 ppb	<u>104142.80</u>	



MAINTENANCE AND TEST CERTIFICATE MODEL

OPTIMA 5300DV

SERIAL NUMBER 077C7042401DATE TESTED January 11, 2023**Remarks :**

Commissioning follow as commissioning performance sheets.

This is to certify that the above tests have been performed and the configuration tested



meets



does not meet

the PerkinElmer Specifications listed on this certificate.

This certificate does not modify PerkinElmer's standard terms and condition of sale,
including warranty terms.


Service Department PerkinElmer Ltd.

Authorized Representative: _____

(_____)

PinAAcle 900T Preventive Maintenance (PM)

Company Name:	SPS CONSULTING SERVICE CO.,LTD.		
Address (Instrument Location):	7 SOI PHAHOLYOTHIN 24, PHAHOLYOTHIN RD. JOMPOL, CHATUCHAK, BANGKOK		
Serial Number:	PTCS14111103	PM Number:	1-2
Customer Name (if applicable):	K. PHENPHA	Telephone Number:	083-926-9252
Customer Support Engineer Name:	K. DUANG	Service Order Number:	WO-02044564
Date PM Performed: (DD-MMM-YYYY)	06-Jan-2023	Next PM Due Date: (DD-MMM-YYYY)	06-Jul-2023
Standard Labor Hours to Complete PM :		5 hours	

Part Number	Release	Publication Date	
09370143 Rev.9	A	January 2018	

Scope

The purpose of this PM is to ensure the continued functionality of the PinAAcle 900T by inspecting and replacing any worn or damaged parts. This service should only be performed by a trained representative of PerkinElmer.

The customer should save their method before the PM begins.

General Instructions:

The customer must provide the engineer operational data to demonstrate recent instrument performance prior to starting the PM. Always check with the customer before making any changes that may affect the customer's analysis or calibration, including a current back-up of system software and/or data files. The completed document should be signed by an authorized PerkinElmer and customer representative and left with the customer. Update the PM sticker and instrument logbook as required.

Copyright Information

This document contains proprietary information that is protected by copyright. All rights are reserved. No part of this publication may be reproduced in any form whatsoever or translated into any language without the prior, written permission of PerkinElmer, Inc. **Copyright © 2013 PerkinElmer, Inc.**

Trademarks

Registered names, trademarks, etc. used in this document, even when not specifically marked as such, are protected by law. PerkinElmer is a registered trademark of PerkinElmer, Inc. All other trademarks and registered trademarks not owned by PerkinElmer, Inc. or its subsidiaries that are depicted herein are the property of their respective owners.

Except as specifically set forth in its terms and conditions of sale, PerkinElmer makes no Warranty of any kind with regard to this document, including, but not limited to, the implied warranties of merchantability and fitness for a particular purpose.

PerkinElmer shall not be liable for incidental or consequential damages in connection with the furnishing or use of this document.

Component List

Component / Specific Model	Serial #	Configuration Notes
AS900	AS9S14B1002	WINLAB 32

Parts Lists

Parts Included with the PM		
Part Number (if applicable)	Description	Quantity
B0501696	Fan Filters	2
B3002013	THGA Contact Cylinders	1
B3141064	Glycerol for THGA Cooling	N/A
N3160156	O-Ring Kits for Sampling Introduction (Stainless Steels Nebulizer)	N/A
N3160157	O-Ring Kits for Sampling Introduction (Plastic Nebulizer)	2
N9301714	Replacement Acetylene Filter Cartridge	1
TH001022	Replacement Air Filter Cartridge	2

Additional Reagents and Standards Required for PM				
Part Number (if applicable)	Description	Quality	Batch/Lot #	Expired Date (MM/YY)
N9300183	1000 mg/L Copper Standard	AR	26-87CUY1	30-Jan-2024
N9300244	GFAAS Mixed Standard	AR	56-021CRY1	30-Jun-2023

Additional Reagents and Standards Required for PM (Customer Support Solution)				
Part Number (if applicable)	Description	Quantity	Batch/Lot #	Expiration Date (MM/YY)
N/A	DI Water	250 ml.	AR	AR
N/A	0.5% HNO ₃	250 ml.	AR	AR

Additional Tools Required for PM			
Part Number (if applicable)	Description	Quantity	Serial #
N1013000	0.2A Neutral density filter	1	MG0-252
N1013002	1.0A Neutral density filter	1	MG2-358
B3100652 Or N9307029	Electronic Flow Meter	1	NA
B0505495	Test Jig	1	NA
03030997	System 2 EDL Driver	1	03030997
N3050605	As System 2 EDL	1	16148
N3050121	Cu Lumina HCL	1	092216-010130
N3050109	Ba Lumina HCL	1	102416-040160
N3050139	K Lumina HCL	1	110716-010060
N3050152	Ni Lumina HCL	1	100516-030190
N3050119	Cr Lumina HCL	1	091911-020150

Procedure Checklist

Use (✓) to check off those steps in the checklist that have been completed.

1. General:

- ✓ Review the instrument performance with the customer and document any recent problems.
- ✓ Inspect the customer log book and make any appropriate PM entries.
- ✓ Perform general inspection of system for cleanliness.

2. PC Instrument Software:

- ✓ Instrument Software user files/databases archived, packed, and/or deleted as needed.

3. Mechanical:

- ✓ Inspect and clean all fans and filters. Replace filters if necessary
- ✓ Inspect all gas and water lines for leaks and/or wear. Replace if needed. Thoroughly inspect all quick connects. Replace the Y connector, P/N 09921079, if needed.
- ✓ Clean exterior of the instrument.

3.1 Flame Technique

- ✓ Inspect the burner head, burner chamber, and nebulizer. Clean if needed as stated in the Hardware Guide.
- ✓ Check burner head dimensions with the feeler gauge as stated in the Hardware Guide in the Maintenance chapter section on cleaning the burner head and checking sloth width. Replace if out of specification
- ✓ Check the condition of the end cap, burner head, and nebulizer O-rings. Replace if necessary.
- ✓ Check the drain system for signs of wear. Replace worn or damaged parts.
- ✓ Visually check for proper flame conditions when igniting the Air-C₂H₂ and N₂O-C₂H₂ flames (if applicable).

3.2 THGA Technique

- ✓ Inspect the pole pieces and clean where the pole pieces contact the furnace. Replace the pole piece p-rings as needed, P/N's B0501018 & B0501250. Grease the O-rings as needed with Apiezon L grease, P/N 09905148
- ✓ Inspect the four insulation pads on the front contact housing of the THGA in furnace. If the pads are missing replace the THGA furnace or replace the insulator pads on the furnace.
- ✓ Inspect the graphite tube and clean the contact cylinders. Replace if necessary.
- ✓ Check internal and external gas flows with the Electronic Gas Flow Meter and the Gas Flow Test Probe as described in the Service Manual. Correct if necessary.
- ✓ Check furnace open/close function.
- ✓ Verify the operation of the GFTV Camera for proper operation and viewing alignment in the furnace camera Tube View window. Align if needed.
- ✓ Check the operation of the Halogen Light ASSY for the GFTV Camera. Replace if needed.
- ✓ Check the water level/quality in the recirculation (if applicable). Add distilled water if necessary.
- ✓ Check the cooling system fluid flow rate with the FCS In-Line Flow Meter for proper levels if needed. Refer to SDB# COSY008.STN

- ✓ Perform Cooling System maintenance if needed per SDB# COSY005.STN.
- ✓ Check auto sampler operation.
- ✓ Perform an auto sampler check valve test as described in the Service Manual.
- ✓ Lubricate the spindles of the auto sampler pumps and all moving parts of the tray mechanics as described in the Service Manual.
- ✓ Inspect the auto sampler sampling capillary as described in the Service Manual. Replace if necessary.

4. Electrical:

- ✓ Inspect PC boards. Clean if necessary.
- ✓ Carefully check all internal and external cable connections.
- ✓ Check instrument firmware revisions upgrade to current levels (if necessary)
- ✓ Run Diagnostics Test within the Advanced function of the Spectrometer page. Check the results in the service log folder in the Spectrometer BM Log Viewer.

5. Optics:

- ✓ Inspect and clean the sample compartment windows, if needed.
- ✓ Inspect and clean the furnace windows, if needed.
- ✓ Inspect and clean the GFTV camera lens, if needed.
- ✓ Inspect optics. Clean or replace if necessary,

6. Gasses:

- ✓ Verify that the Gasses supplied to the instrument are within the pressure and purity specifications found in the PinAAcle 900 Series Pre-installation Checklist SDB.
- ✓ Verify that the air filter element is dry. Replace if necessary.

7. Flame Interlock Check:

Description: Check to ensure that all safety interlocks are closed.

Parameter	Specification	Test Results	Pass/Fail
Flame Sensor	Air/C ₂ H ₂ Flame correctly shuts down	Active	Passed
Drain Sensor	Air/C ₂ H ₂ Flame correctly shuts down	Active	Passed
Nebulizer Sensor	Air/C ₂ H ₂ Flame correctly shuts down	Active	Passed
C ₂ H ₂ Pressure Sensor	Air/C ₂ H ₂ Flame correctly shuts down	Active	Passed
Air Pressure Sensor	Air/C ₂ H ₂ Flame correctly shuts down	Active	Passed
Burner Head Sensor	Choosing Nitrous Oxide as the oxidant should trigger an interlock shuts down	Active	Passed

8. After PM Performance tests [Flame]:

8.1 Detector Linearity with Barium

Description: Ensures that the detector is linear in the Visible Range.

Parameter	Specification	Certificate Value at 553.6 nm (Abs.)	Test Results	Pass/Fail
1.0 A ND Filter	± 5% from Cert.	0.9798	0.1982	Passed
0.2 A ND Filter	± 5% from Cert.	0.2042	0.9942	Passed

8.2 Baseline Noise at 1.0 Absorbance with Barium

Description: Ensures that a high absorbance will not produce excessive noise.

Parameter	Specification	Results	Pass/Fail
Standard Deviation	≤ 0.010	0.0014	Passed

8.3 AA Baseline Noise with Copper

Description: Check baseline noise.

Parameter	Specification	Results	Pass/Fail
Standard Deviation	≤ 0.001	0.0001	Passed

8.4 D₂ Background Compensation with Copper

Description: Verifies the instruments ability to compensate for Background absorption.

Parameter	Specification	Results	Pass/Fail
Standard Deviation	≤ 0.010	0.0083	Passed

8.5 AA-BG Baseline Noise with Copper

Description: Ensures that background correction does not produce excessive noise.

Parameter	Specification	Results	Pass/Fail
Standard Deviation	≤ 0.005	0.0002	Passed

8.6 AA-BG Baseline Noise with Arsenic

Description: Ensures that background correction does not produce excessive noise at a low wavelength.

Parameter	Specification	Results	Pass/Fail
Standard Deviation	≤ 0.005	0.0021	Passed

8.7 Flame Sensitivity

Description: Instrument Sensitivity checked against Copper standard.

Standard Copper Sensitivity	Specification	Results (Abs.)	Pass/Fail
5 mg/L Sensitivity SS Neb (if applicable)	> 0.250 Abs.	NA	Not Applicable
2 mg/L Sensitivity HS Neb (if applicable)	> 0.250 Abs.	0.3281	Passed

9. After PM Performance tests [THGA]:

9.1 Furnace Gas Flows

Description: Ensures the flow rates are within specification.

Parameter	Specification	Test Results	Pass/Fail
Internal Flow Rate	250 mL/min \pm 25 mL/min	255	Passed
External Flow Rate	100 mL/min \pm 10 mL/min	105	Passed

9.2 Chromium Baseline Noise

Description: Signal to noise check.

Parameter	Specification	Results	Pass/Fail
Baseline Noise	≤ 0.005 Abs.	0.0000	Passed
Standard Deviation	≤ 0.005	0.0002	Passed

9.3 Chromium Characteristic Mass and Precision

Description: Calculate the characteristic mass using the characteristic mass tool and precision from the integrated absorbance values.

Parameter	Specification	Results	Pass/Fail
Cr m_0 Results	≤ 7.0 pg/0.0044 A-s	5.7	Passed
Precision	≤ 2.0 %	0.74	Passed

9.4 Copper Characteristic Mass and Zeeman Ratio

Description: Calculate the characteristic mass using the characteristic mass tool and check the Zeeman Ratio.

Parameter	Specification	Results	Pass/Fail
Cu m ₀ Result	≤ 16.5 pg/0.0044 A-s	12.3	Passed
Zeeman Ratio	0.52 ± 0.04	0.54	Passed

10. Review:

- ☒ Review with the customer PM work performed.
- ☒ Review with the customer routine maintenance procedures.
- ☒ Discuss recommended customer supplied materials to have on hand.
- ☒ Attach PM sticker.

Additional Comments

Additional Comments Regarding the PM	
Zeeman Ratio	$= \frac{\text{Atomic Signal (Peak area)}}{\text{Atomic Signal (Peak area)} + \text{Background Signal (Peak area)}}$ $= \frac{0.1855}{0.1855 + 0.1563}$ $= 0.54$
REPLACE PM KIT	

Review

<i>The preventive maintenance checks and if applicable performance tests for PinAAcle 900T have been completed.</i>		
<i>This PinAAcle 900T Passes <input checked="" type="checkbox"/> Fails <input type="checkbox"/> the preventive maintenance.</i>		
Review of Preventive Maintenance:		
Authorized PerkinElmer Representative:		Date: 06-Jan-2023 <small>(DD-MMM-YYYY)</small>
Authorized Customer Representative:		Date: 06-Jan-2023 <small>(DD-MMM-YYYY)</small>

ลำดับที่ 4

ระดับเสียงในบรรยากาศ



THAILAND INSTITUTE OF SCIENTIFIC AND TECHNOLOGICAL RESEARCH (TISTR)

Request No. 21-66/0358

MTC No. EEL. BP. 22/0366

CALIBRATION CERTIFICATE

Submitted by : S.P.S. Consulting Service Co., Ltd.

Address : 7 Soi Phaholyothin 24, Phaholyothin Road, Jompol, Chatuchak, Bangkok 10900.

Calibrated at : Electrical and Electronic Standards Laboratory, Industrial Metrology and Testing Service Centre.
Soi 1C, Bangpoo Industrial Estate, Sukhumvit Rd., Muang, Samutprakan 10280.

Instrument Calibrated :

Description : Sound Calibrator

Manufacturer : Cirrus

Model : CR:515

Serial No. : 92002

Ambient Environment

Temperature : $(23 \pm 3) ^\circ\text{C}$

Relative Humidity : $(50 \pm 15) \%$

Ambient Pressure : $(101.325 \pm 1.500) \text{ kPa}$

Standards used : 1. Digital Function Synthesizer NF Electronic DF-193A S/N 122037.

2. Measuring Amplifier Bruel&Kjaer 2636 S/N 1537484.

3. Programmable Attenuator Tamagawa TPA-303A S/N OF 2214.

4. Digital Multimeter Agilent 34401A S/N MY44005560.

5. Pressure Transmitter Vaisala PTB202AD S/N T06500001.

6. Audio Analyzer Keithley 2015-P S/N 4106495.

7. Condenser Microphone Bruel&Kjaer 4180 S/N 2889871.

Calibration Procedure: CP-102-04 based on IEC 60942-2003. The sound pressure level of instrument was measured by standard microphone using an insert voltage technique.

This instrument has been calibrated against standards maintained at Electrical and Electronic Standards Laboratory (EEL), which are traceable to the International System of Units through the National Institute of Metrology (Thailand).

The information on actual reading is attached herewith and the uncertainty limits quoted refer to the measured values only.

Date of Receipt : 3 Mar. 2023

Date of Calibration : 13 Mar. 2023

1 / 2

The results relate only to the items tested/calibrated or value assigned.
Advertising the Report/Certificate and publicity of the results except in full are prohibited unless written permission is obtained from the governor of TISTR.

FM.BL.MTC.002 Rev.4

Head Office

35 Mu 3 Tambon Khlong Ha, Amphoe Khlong Luang,
Changwat Pathumthani 12120, Thailand
Tel. (66) 0 2577 9000
Fax. (66) 0 2577 9009
E-mail : rumpai@tistr.or.th Website:www.tistr.or.th

Office/Laboratory

Soi 1C, Bangpoo Industrial Estate, Sukhumvit Road,
Amphoe Muang, Changwat Samutprakan 10280, Thailand
Tel. (66) 0 2323 1672-80 ext. 115, 116
Fax. (66) 0 2323 9165
E-mail : mtc@tistr.or.th

Office

196 Phahonyothin Road, Chatuchak, Bangkok 10900,
Thailand
Tel. (66) 0 2579 1121-30 ext. 5219, 5225, 5217
Fax. (66) 0 2579 8592
E-mail : sumalee@tistr.or.th

THAILAND INSTITUTE OF SCIENTIFIC AND TECHNOLOGICAL RESEARCH (TISTR)

Request No. 21-66/0358

MTC No. EEL. BP. 22/0366

The reported expanded uncertainty is based upon a standard uncertainty multiplied by a coverage factor $k = 2$, providing a level of confidence of approximately 95%.

Nominal Output of Unit Under Test = 94 dB re 20 μ Pa at 1000 Hz

Acoustic Output in dB re 20 μ Pa, Corrected to Reference Conditions: 101.325 kPa, 23.0 °C and 50 %RH.

1. Sound Pressure Level

Standard Microphone Type	Measured Sound Pressure Level (dB)	Deviated value (dB)	Uncertainty (dB)	Tolerance limit IEC60942:2003 Class 1
1/2 inch Bruel&Kjaer 4180	93.99	-0.01	± 0.10	± 0.40 dB

2. Frequency


Standard Microphone Type	Measured Frequency (Hz)	Deviated value (Hz)	Uncertainty (Hz)	Tolerance limit IEC60942:2003 Class 1
1/2 inch Bruel&Kjaer 4180	1000.3	0.3	± 1.5	$\pm 1.0\%$

3. Total Distortion

Standard Microphone Type	Measured Total Distortion (%)	Uncertainty (%)	Tolerance limit IEC60942:2003 Class 1
1/2 inch Bruel&Kjaer 4180	1.39	± 0.50	$\pm 3.0\%$

- Note :**
1. No adjustment.
 2. The calibrator pressure correction was not included.
 3. The microphone volume correction was not included.

Calibrated by :



Approved by :



Electrical and Electronic Standards Laboratory

Industrial Metrology and Testing Service Centre

Date of Calibration : 13 Mar. 2023

Date of Issue : 14 Mar. 2023

Ref : 2011266030300928001

2 / 2

End of Certificate

The results relate only to the items tested/calibrated or value assigned.
Advertising the Report/Certificate and publicity of the results except in full are prohibited unless written permission is obtained from the governor of TISTR.

FM.BL.MTC.002 Rev.4

Head Office

35 Mu 3 Tambon Khlong Ha, Amphoe Khlong Luang,
Changwat Pathumthani 12120, Thailand
Tel. (66) 0 2577 9000
Fax. (66) 0 2577 9009
E-mail : rumpai@tistr.or.th Website:www.tistr.or.th

Office/Laboratory

Soi 1C, Bangpoo Industrial Estate, Sukhumvit Road,
Amphoe Muang, Changwat Samutprakan 10280, Thailand
Tel. (66) 0 2323 1672-80 ext. 115, 116
Fax. (66) 0 2323 9165
E-mail : mtc@tistr.or.th

Office

196 Phahonyothin Road, Chatuchak, Bangkok 10900,
Thailand
Tel. (66) 0 2579 1121-30 ext. 5219, 5225, 5217
Fax. (66) 0 2579 8592
E-mail : sumalee@tistr.or.th



บริษัท เอส.พี.เอส. คอนซัลติ้ง เซอร์วิส จำกัด
S.P.S. CONSULTING SERVICE CO., LTD.
7 ซอยพหลโยธิน 24 ถนนพหลโยธิน แขวงจอมพล เขตจตุจักร กรุงเทพฯ 10900
7 Soi Phaholyothin 24, Phaholyothin Rd., Jompol, Chatuchak, Bangkok 10900
Tel : (662) 939-4370-72, Fax : (662) 513-4221, E-mail : sale@spscon.com., www.spscon.com

Noise R_313/23

Sound Level Meter Calibration Report


Acoustic Calibrator Data

Brand	CIRRUS	Number	AC-CR01/63
Model	CR515	Serial No.	92002
Calibration Range	94 dB, 1000 Hz	Last Calibration	13 March 2023
		Due Date	13 March 2024


Calibration Data

Sound Level Meter Data				Calibration Data		
SLM No.	Brand	Model	Serial No.	Date	Actual Reading [dB]	
					Before Adjustment	After Adjustment
CR-B01	Cirrus	CR161B	G301393	21 June 2023	94.0	94.0
CR-B02	Cirrus	CR161B	G301157	21 June 2023	94.1	94.0
CR-B03	Cirrus	CR161B	G301155	21 June 2023	94.0	94.0
CR-B04	Cirrus	CR161B	G301404	21 June 2023	94.1	94.0
CR-B05	Cirrus	CR161B	G301134	21 June 2023	94.0	94.0
CR-B06	Cirrus	CR161B	G301151	21 June 2023	94.0	94.0
Acoustic Certified Value : Thailand Institute of Scientific and Technological Research (TISTR)					93.99 ± 0.10 dB	

Calibrated by :



Approved by :



ลำดับที่ 5

ระดับเสียงในสถานประกอบการ

THAILAND INSTITUTE OF SCIENTIFIC AND TECHNOLOGICAL RESEARCH (TISTR)

Request No. 21-66/0413

MTC No. EEL. BP. 109/0366

CALIBRATION CERTIFICATE

Submitted by : S.P.S. Consulting Service Co.,Ltd.

Address : 7 Soi Phaholyothin 24, Phaholyothin Road, Jompol, Chatuchak, Bangkok 10900.

Calibrated at : Electrical and Electronic Standards Laboratory, Industrial Metrology and Testing Service Centre.
: Soi 1C, Bangpoo Industrial Estate, Sukhumvit Rd., Muang, Samutprakan 10280.

Instrument Calibrated :

Description : Sound Calibrator

Manufacturer : ACO

Model : 2127

Serial No. : 130006

Ambient Environment

Temperature : $(23 \pm 3) ^\circ\text{C}$

Relative Humidity : $(50 \pm 15) \%$

Ambient Pressure : $(101.325 \pm 1.500) \text{ kPa}$

Standards used : 1. Digital Function Synthesizer NF Electronic DF-193A S/N 122037.
2. Measuring Amplifier Bruel&Kjaer 2636 S/N 1537484.
3. Programmable Attenuator Tamagawa TPA-303A S/N OF 2214.
4. Digital Multimeter Agilent 34401A S/N MY44005560.
5. Pressure Transmitter Vaisala PTB202AD S/N T0650001.
6. Audio Analyzer Keithley 2015-P S/N 4106495.
7. Condenser Microphone Bruel&Kjaer 4180 S/N 2889871.

Calibration Procedure: CP-102-04 based on IEC 60942-2003. The sound pressure level of instrument was measured by standard microphone using an insert voltage technique.

This instrument has been calibrated against standards maintained at Electrical and Electronic Standards Laboratory (EEL), which are traceable to the International System of Units through the National Institute of Metrology (Thailand).

The information on actual reading is attached herewith and the uncertainty limits quoted refer to the measured values only.

Date of Receipt : 27 Mar. 2023

Date of Calibration : 29 Mar. 2023

The results relate only to the items tested/calibrated or value assigned.

Advertising the Report/Certificate and publicity of the results except in full are prohibited unless written permission is obtained from the governor of TISTR.

FM.BL.MTC.002 Rev.4

Head Office
35 Mu 3 Tambon Khlong Ha, Amphoe Khlong Luang,
Changwat Pathumthani 12120, Thailand
Tel. (66) 0 2577 9000
Fax. (66) 0 2577 9009
E-mail : rumpai@tistr.or.th Website:www.tistr.or.th

Office/Laboratory
Soi 1C, Bangpoo Industrial Estate, Sukhumvit Road,
Amphoe Muang, Changwat Samutprakan 10280, Thailand
Tel. (66) 0 2323 1672-80 ext. 115, 116
Fax. (66) 0 2323 9165
E-mail : mtc@tistr.or.th

Office
196 Phahonyothin Road, Chatuchak, Bangkok 10900,
Thailand
Tel. (66) 0 2579 1121-30 ext. 5219, 5225, 5217
Fax. (66) 0 2579 8592
E-mail : sumalee@tistr.or.th

THAILAND INSTITUTE OF SCIENTIFIC AND TECHNOLOGICAL RESEARCH (TISTR)

Request No. 21-66/0413

MTC No. EEL. BP. 109/0366

The reported expanded uncertainty is based upon a standard uncertainty multiplied by a coverage factor $k = 2$, providing a level of confidence of approximately 95%.

Nominal Output of Unit Under Test = 94 dB re 20 μ Pa at 1000 Hz

Acoustic Output in dB re 20 μ Pa , Corrected to Reference Conditions : 101.325 kPa , 23.0°C and 50 %RH

1. Sound Pressure Level

Standard Microphone Type	Measured Sound Pressure Level (dB)	Deviated value (dB)	Uncertainty (dB)	Tolerance limit IEC60942:2003 Class 1
1/2 inch Bruel&Kjaer 4180	93.94	-0.06	± 0.10	± 0.40 dB

2. Frequency

Standard Microphone Type	Measured Frequency (Hz)	Deviated value (Hz)	Uncertainty (Hz)	Tolerance limit IEC60942:2003 Class 1
1/2 inch Bruel&Kjaer 4180	999.9	-0.1	± 1.5	$\pm 1.0\%$

3. Total distortion


Standard Microphone Type	Measured Total distortion (%)	Uncertainty (%)	Tolerance limit IEC60942:2003 Class 1
1/2 inch Bruel&Kjaer 4180	1.80	± 0.50	$\pm 3.0\%$

Note : 1. No adjustment.


2. The calibrator pressure correction was not included.

3. The microphone volume correction was not included.

Calibrated by :



Approved by :



Electrical and Electronic Standards Laboratory
Industrial Metrology and Testing Service Centre

Date of Calibration : 29 Mar. 2023

Date of Issue : 30 Mar. 2023

Ref : 2011266032701228001

End of Certificate

2 / 2

The results relate only to the items tested/calibrated or value assigned.

Advertising the Report/Certificate and publicity of the results except in full are prohibited unless written permission is obtained from the governor of TISTR.

FM.BL.MTC.002 Rev.4

Head Office
35 Mu 3 Tambon Khlong Ha, Amphoe Khlong Luang,
Changwat Pathumthani 12120, Thailand
Tel. (66) 0 2577 9000
Fax. (66) 0 2577 9009
E-mail : rumpai@tistr.or.th Website:www.tistr.or.th

Office/Laboratory
Soi 1C, Bangpoo Industrial Estate, Sukhumvit Road,
Amphoe Muang, Changwat Samutprakan 10280, Thailand
Tel. (66) 0 2323 1672-80 ext. 115, 116
Fax. (66) 0 2323 9165
E-mail : mtc@tistr.or.th

Office
196 Phahonyothin Road, Chatuchak, Bangkok 10900,
Thailand
Tel. (66) 0 2579 1121-30 ext. 5219, 5225, 5217
Fax. (66) 0 2579 8592
E-mail : sumalee@tistr.or.th



บริษัท เอส.พี.เอส. คอนซัลติ้ง เซอร์วิส จำกัด
S.P.S. CONSULTING SERVICE CO., LTD.
7 ซอยพหลโยธิน 24 ถนนพหลโยธิน แขวงจอมพล เขตจตุจักร กรุงเทพฯ 10900
7 Soi Phaholyothin 24, Phaholyothin Rd., Jompol, Chatuchak, Bangkok 10900
Tel : (662) 939-4370-72, Fax : (662) 513-4221, E-mail : sale@spscon.com, www.spscon.com

Noise R_095/23

Sound Level Meter Calibration Report

Acoustic Calibrator Data

Brand	ACO	Number	AC 03/56
Model	2127	Serial No.	130006
Calibration Range	94 dB, 1000 Hz	Last Calibration	28 April 2022
		Due Date	28 April 2023


Calibration Data

Sound Level Meter Data				Calibration Data		
SLM No.	Brand	Model	Serial No.	Date	Actual Reading [dB]	
					Before Adjustment	After Adjustment
ACO-B29	ACO	6236	00182011	16 February 2023	94.1	94.0
ACO-B36	ACO	6236	00192027	16 February 2023	94.0	94.0
ACO-B41	ACO	6236	00192032	16 February 2023	94.0	94.0
ACO-R40	ACO	6236	00192052	16 February 2023	94.1	94.0
ACO-R41	ACO	6236	00192053	16 February 2023	94.0	94.0
ACO-R50	ACO	6236	00192062	16 February 2023	94.0	94.0
ACO-R51	ACO	6236	00192063	16 February 2023	94.1	94.0
ACO-R52	ACO	6236	00192064	16 February 2023	94.0	94.0
Acoustic Certified Value : Thailand Institute of Scientific and Technological Research (TISTR)					93.93 ± 0.10 dB	

Calibrated by :



Approved by :





บริษัท เอส.พี.เอส. คอนซัลติ้ง เซอร์วิส จำกัด
S.P.S. CONSULTING SERVICE CO., LTD.
7 ซอยพหลโยธิน 24 ถนนพหลโยธิน แขวงจอมพล เขตจตุจักร กรุงเทพฯ 10900
7 Soi Phaholyothin 24, Phaholyothin Rd., Jompol, Chatuchak, Bangkok 10900
Tel : (662) 939-4370-72, Fax : (662) 513-4221, E-mail : sale@spscon.com., www.spscon.com

Noise R_321/23


Sound Level Meter Calibration Report

Acoustic Calibrator Data						
Brand	ACO			Number	AC 03/56	
Model	2127			Serial No.	130006	
Calibration Range	94 dB, 1000 Hz			Last Calibration	29 March 2023	
				Due Date	29 March 2024	
Calibration Data						
Sound Level Meter Data				Calibration Data		
SLM No.	Brand	Model	Serial No.	Date	Actual Reading [dB]	
					Before Adjustment	After Adjustment
ACO-B33	ACO	6236	00182015	22 June 2023	94.0	94.0
ACO-B36	ACO	6236	00192027	22 June 2023	94.0	94.0
ACO-B41	ACO	6236	00192032	22 June 2023	94.0	94.0
ACO-B43	ACO	6236	00192034	22 June 2023	94.1	94.0
ACO-R40	ACO	6236	00192052	22 June 2023	94.1	94.0
ACO-R41	ACO	6236	00192053	22 June 2023	94.1	94.0
ACO-R50	ACO	6236	00192062	22 June 2023	94.0	94.0
ACO-R51	ACO	6236	00192063	22 June 2023	94.0	94.0
ACO-R52	ACO	6236	00192064	22 June 2023	94.0	94.0
Acoustic Certified Value : Thailand Institute of Scientific and Technological Research (TISTR)					93.94 ± 0.10 dB	

Calibrated by :



Approved by :



Request No. 21-65/0760

MTC No. EEL. BP. 24/0965

CALIBRATION CERTIFICATE

Submitted by : S.P.S. CONSULTING SERVICE CO., LTD.

Address : 7 Soi Phaholyothin 24, Phaholyothin Road, Jompol, Chatuchak, Bangkok 10900.

Calibrated at : Electrical and Electronic Standards Laboratory, Industrial Metrology and Testing Service Centre.
: Soi 1C, Bangpoo Industrial Estate, Sukhumvit Rd., Muang, Samutprakan 10280.

Instrument Calibrated :

Description : Acoustic Calibrator

Manufacturer : SVANTEK

Model : SV34

Serial No. : 33139

Ambient Environment

Temperature : $(23 \pm 3) ^\circ\text{C}$

Relative Humidity : $(50 \pm 15) \%$

Ambient Pressure : $(101.325 \pm 1.500) \text{ kPa}$

Standards used : 1. Digital Function Synthesizer NF Electronic DF-193A S/N 122037.

2. Measuring Amplifier Bruel&Kjaer 2636 S/N 1537484.

3. Programmable Attenuator Tamagawa TPA-303A S/N OF 2214.

4. Digital Multimeter Agilent 34401A S/N MY44005560.

5. Pressure Transmitter Vaisala PTB202AD S/N T0650001.

6. Audio Analyzer Panasonic VP-7722A S/N 041477D122.

7. Condenser Microphone Bruel&Kjaer 4180 S/N 2633526.

Calibration Procedure: CP-102-04 based on IEC 60942-2003. The sound pressure level of instrument was measured by standard microphone using an insert voltage technique.

This instrument has been calibrated against standards maintained at Electrical and Electronic Standards Laboratory (EEL), which are traceable to the International System of Units through the National Institute of Metrology (Thailand).

The information on actual reading is attached herewith and the uncertainty limits quoted refer to the measured values only.

Date of Receipt : 13 Sep. 2022

Date of Calibration : 19 Sep. 2022

1 / 2

The results relate only to the items tested/calibrated or value assigned.

Advertising the Report/Certificate and publicity of the results except in full are prohibited unless written permission is obtained from the governor of TISTR.

FM.BL.MTC.002 Rev.4

Head Office

35 Mu 3 Tambon Khlong Ha, Amphoe Khlong Luang,
Changwat Pathumthani 12120, Thailand
Tel. (66) 0 2577 9000
Fax. (66) 0 2577 9009
E-mail : rumpai@tistr.or.th Website:www.tistr.or.th

Office/Laboratory

Soi 1C, Bangpoo Industrial Estate, Sukhumvit Road,
Amphoe Muang, Changwat Samutprakan 10280, Thailand
Tel. (66) 0 2323 1672-80 ext. 115, 116
Fax. (66) 0 2323 9165
E-mail : mtc@tistr.or.th

Office

196 Phahonyothin Road, Chatuchak, Bangkok 10900,
Thailand
Tel. (66) 0 2579 1121-30 ext. 5219, 5225, 5217
Fax. (66) 0 2579 8592
E-mail : sumalee@tistr.or.th

Request No. 21-65/0760

MTC No. EEL. BP. 24/0965

The reported expanded uncertainty is based upon a standard uncertainty multiplied by a coverage factor $k = 2$, providing a level of confidence of approximately 95%.

Nominal Output of Unit Under Test = 114 dB re 20 μ Pa at 1000 Hz

Acoustic Output in dB re 20 μ Pa, Corrected to Reference Conditions: 101.325 kPa, 23.0 °C and 50 %RH.

1. Sound Pressure Level

Standard Microphone Type	Measured Sound Pressure Level (dB)	Deviated value (dB)	Uncertainty (dB)	Tolerance limit IEC60942:2003 Class 2
1/2 inch Bruel&Kjaer 4180	113.63	-0.37	± 0.10	± 0.75 dB

2. Frequency


Standard Microphone Type	Measured Frequency (Hz)	Deviated value (Hz)	Uncertainty (Hz)	Tolerance limit IEC60942:2003 Class 2
1/2 inch Bruel&Kjaer 4180	1000.0	0.0	± 1.5	± 2.0 %

3. Total Distortion


Standard Microphone Type	Measured Total Distortion (%)	Uncertainty (%)	Tolerance limit IEC60942:2003 Class 2
1/2 inch Bruel&Kjaer 4180	0.24	± 0.50	± 4.0 %

- Note :
1. No adjustment.
 2. The calibrator pressure correction was not included.
 3. The microphone volume correction was not included.

Calibrated by :



Approved by :



Electrical and Electronic Standards Laboratory
Industrial Metrology and Testing Service Centre

Date of Calibration : 19 Sep. 2022

Date of Issue : 20 Sep. 2022

Ref : 2011265091304034002

2 / 2

End of Certificate

The results relate only to the items tested/calibrated or value assigned.

Advertising the Report/Certificate and publicity of the results except in full are prohibited unless written permission is obtained from the governor of TISTR.

FM.BL.MTC.002 Rev.4

Head Office

35 Mu 3 Tambon Khlong Ha, Amphoe Khlong Luang,
Changwat Pathumthani 12120, Thailand
Tel. (66) 0 2577 9000
Fax. (66) 0 2577 9009
E-mail : rumpai@tistr.or.th Website:www.tistr.or.th

Office/Laboratory

Soi 1C, Bangpoo Industrial Estate, Sukhumvit Road,
Amphoe Muang, Changwat Samutprakan 10280, Thailand
Tel. (66) 0 2323 1672-80 ext. 115, 116
Fax. (66) 0 2323 9165
E-mail : mtc@tistr.or.th

Office

196 Phahonyothin Road, Chatuchak, Bangkok 10900,
Thailand
Tel. (66) 0 2579 1121-30 ext. 5219, 5225, 5217
Fax. (66) 0 2579 8592
E-mail : sumalee@tistr.or.th



บริษัท เอส.พี.เอส. คอนซัลติ้ง เซอร์วิส จำกัด
S.P.S. CONSULTING SERVICE CO., LTD.
7 ซอยพหลโยธิน 24 ถนนพหลโยธิน แขวงจอมพล เขตจตุจักร กรุงเทพฯ 10900
7 Soi Phaholyothin 24, Phaholyothin Rd., Jompol, Chatuchak, Bangkok 10900
Tel : (662) 939-4370-72, Fax : (662) 513-4221, E-mail : sale@spscon.com., www.spscon.com

Noise Dose R_684/22

Noise Dose Meter Calibration Report

Acoustic Calibrator Data

Brand	SVANTEK	Number	SV 06/62
Model	SV34	Serial No.	33139
Calibration Range	114 dB, 1000 Hz	Last Calibration	19 September 2022
		Due Date	19 September 2023

Calibration Data

Sound Level Meter Data				Calibration Data		
SLM No.	Brand	Model	Serial No.	Date	Actual Reading [dB]	
					Before Adjustment	After Adjustment
ACO-R06	ACO	6236	00152005	05 December 2022	113.5	113.6
ACO-R13	ACO	6236	00172041	05 December 2022	113.6	113.6
Acoustic Certified Value : Thailand Institute of Scientific and Technological Research (TISTR)					113.63± 0.10 dB	

Calibrated by :



Approved by :





บริษัท เอส.พี.เอส. คอนซัลติ้ง เซอร์วิส จำกัด

S.P.S. CONSULTING SERVICE CO., LTD.

7 ซอยพหลโยธิน 24 ถนนพหลโยธิน แขวงจอมพล เขตจตุจักร กรุงเทพฯ 10900

7 Soi Phaholyothin 24, Phaholyothin Rd., Jompol, Chatuchak, Bangkok 10900

Tel : (662) 939-4370-72, Fax : (662) 513-4221, E-mail : sale@spscon.com, www.spscon.com

Noise Dose R_096/23

Noise Dose Meter Calibration Report

Acoustic Calibrator Data

Brand	SVANTEK	Number	SV 06/62
Model	SV34	Serial No.	33139
Calibration Range	114 dB, 1000 Hz	Last Calibration	19 September 2022
		Due Date	19 September 2023

Calibration Data

Sound Level Meter Data				Calibration Data		
SLM No.	Brand	Model	Serial No.	Date	Actual Reading [dB]	
					Before Adjustment	After Adjustment
NMD-R02	SVANTEK	SV-104IS	60152	16 February 2023	113.5	113.6
NMD-R03	SVANTEK	SV-104IS	60153	16 February 2023	113.6	113.6
NMD-R05	SVANTEK	SV-104IS	60155	16 February 2023	113.5	113.6
NMD-R06	SVANTEK	SV-104IS	60146	16 February 2023	113.6	113.6
NMD-R13	SVANTEK	SV-104IS	63438	16 February 2023	113.5	113.6
NMD-R20	SVANTEK	SV-104IS	70035	16 February 2023	113.6	113.6
NMD-R22	SVANTEK	SV-104IS	80801	16 February 2023	113.6	113.6
NMD-R26	SVANTEK	SV-104IS	80836	16 February 2023	113.6	113.6
Acoustic Certified Value : Thailand Institute of Scientific and Technological Research (TISTR)						

Calibrated by :

Approved by :




บริษัท เอส.พี.เอส. คอนซัลติ้ง เซอร์วิส จำกัด
S.P.S. CONSULTING SERVICE CO., LTD.
7 ซอยพหลโยธิน 24 ถนนพหลโยธิน แขวงจอมพล เขตจตุจักร กรุงเทพฯ 10900
7 Soi Phaholyothin 24, Phaholyothin Rd., Jompol, Chatuchak, Bangkok 10900
Tel : (662) 939-4370-72, Fax : (662) 513-4221, E-mail : sale@spscon.com., www.spscon.com

Noise Dose R_285/23

Noise Dose Meter Calibration Report

Acoustic Calibrator Data						
Brand		SVANTEK		Number		SV 06/62
Model		SV34		Serial No.		33139
Calibration Range		114 dB, 1000 Hz		Last Calibration		19 September 2022
				Due Date		19 September 2023
Calibration Data						
Sound Level Meter Data				Calibration Data		
SLM No.	Brand	Model	Serial No.	Date	Actual Reading [dB]	
					Before Adjustment	After Adjustment
NMD-B05	SVANTEK	SV-104IS	80856	22 June 2023	113.6	113.6
NMD-R02	SVANTEK	SV-104IS	60152	22 June 2023	113.6	113.6
NMD-R05	SVANTEK	SV-104IS	60155	22 June 2023	113.5	113.6
NMD-R06	SVANTEK	SV-104IS	60146	22 June 2023	113.6	113.6
NMD-R13	SVANTEK	SV-104IS	63438	22 June 2023	113.5	113.6
NMD-R20	SVANTEK	SV-104IS	70035	22 June 2023	113.6	113.6
NMD-R22	SVANTEK	SV-104IS	80801	22 June 2023	113.5	113.6
NMD-R26	SVANTEK	SV-104IS	80836	22 June 2023	113.5	113.6
NMD-R27	SVANTEK	SV-104IS	80837	22 June 2023	113.6	113.6
Acoustic Certified Value : Thailand Institute of Scientific and Technological Research (TISTR)					113.63± 0.10 dB	

Calibrated by :



Approved by :



ลำดับที่ 6

คุณภาพอากาศในสถานประกอบการ



บริษัท เอส.พี.เอส. คอนซัลติ้ง เซอร์วิส จำกัด
S.P.S. CONSULTING SERVICE CO., LTD.
7 ซอยพหลโยธิน 24 ถนนพหลโยธิน แขวงจอมพล เขตจตุจักร กรุงเทพฯ 10900
7 Soi Phaholyothin 24, Phaholyothin Rd., Jompol, Chatuchak, Bangkok 10900
Tel : (662) 939-4370-72. Fax : (662) 513-4221. E-mail : sale@spscon.com., www.spscon.com

Personal Pump Calibration Report

Calibration Method : Dry Cal Primary Flowmeter

Model : Defender 510-H

S/N : 136164

Environmental Conditions

Temperature : 25 \pm 3 $^{\circ}\text{C}$
Pressure : 1010 \pm 15 mmbar

Personal Pump Data				Calibration Data								
No.	Brand	Model	Serial No.	Date	Flow Rate (ml/min)						Value From Calibration Curve	
					Setting			Actual (Q std.)				
					1	2	3	1	2	3	y	R²
B01	SKC	224-PCXR4	262101	04/04/2023	1,000	1,500	2,000	994	1,498	2,003	1.005x - 7.897	1.000
B02	SKC	224-PCXR4	626166	04/04/2023	1,000	1,500	2,000	1,004	1,503	2,003	1.010x - 19.866	0.999
B03	SKC	224-PCXR4	612968	07/04/2023	1,000	1,500	2,000	995	1,496	2,001	1.007x - 13.664	1.000
B04	SKC	224-PCXR4	602804	05/04/2023	1,000	1,500	2,000	998	1,499	1,994	0.999x - 1.611	1.000
B05	SKC	224-PCXR4	612693	07/04/2023	1,000	1,500	2,000	1,002	1,501	2,004	1.014x - 24.856	0.999
B06	SKC	224-PCXR4	262188	07/04/2023	1,000	1,500	2,000	994	1,509	2,006	1.012x - 21.589	0.999
B07	SKC	224-PCXR4	626262	04/04/2023	1,000	1,500	2,000	997	1,490	1,996	0.994x + 3.454	1.000
B08	SKC	224-PCXR4	626100	04/04/2023	1,000	1,500	2,000	1,001	1,499	2,005	1.015x - 27.137	0.999
B09	SKC	224-PCXR4	626479	05/04/2023	1,000	1,500	2,000	997	1,492	1,994	0.994x + 2.385	1.000
B10	SKC	224-PCXR4	091950	03/04/2023	1,000	1,500	2,000	993	1,504	2,005	1.013x - 23.779	1.000
B11	SKC	224-PCXR8	564315	10/04/2023	1,000	1,500	2,000	995	1,492	1,998	1.002x - 7.259	1.000
B12	SKC	224-PCXR4	034656	04/04/2023	1,000	1,500	2,000	1,002	1,504	2,001	1.009x - 17.609	0.999
B13	SKC	224-PCXR4	602073	04/04/2023	1,000	1,500	2,000	997	1,501	2,000	1.004x - 7.622	1.000
B14	SKC	224-PCXR4	626313	03/04/2023	1,000	1,500	2,000	997	1,492	1,991	0.996x + 1.699	1.000
B15	SKC	224-PCXR4	626474	07/04/2023	1,000	1,500	2,000	1,003	1,503	2,006	1.013x - 23.245	0.999
B16	SKC	224-PCXR4	626477	03/04/2023	1,000	1,500	2,000	995	1,506	2,003	1.011x - 22.132	0.999
B17	SKC	224-PCXR4	626860	04/04/2023	1,000	1,500	2,000	996	1,493	1,993	1.000x - 4.627	1.000
B18	SKC	224-PCXR4	691484	04/04/2023	1,000	1,500	2,000	1,001	1,496	2,002	1.010x - 21.179	0.999
B19	SKC	224-PCXR4	691599	04/04/2023	1,000	1,500	2,000	994	1,504	2,000	1.006x - 10.498	1.000
B20	SKC	224-PCXR4	691587	03/04/2023	1,000	1,500	2,000	991	1,502	2,000	1.016x - 35.102	0.999
B21	SKC	224-PCXR4	691531	04/04/2023	1,000	1,500	2,000	994	1,501	1,995	1.001x - 5.153	1.000
B22	SKC	224-PCXR4	691654	07/04/2023	1,000	1,500	2,000	1,000	1,502	2,004	1.014x - 25.574	0.999
B23	SKC	224-PCXR4	798393	05/04/2023	1,000	1,500	2,000	990	1,508	2,004	1.013x - 23.994	1.000
B24	SKC	224-PCXR4	626363	03/04/2023	1,000	1,500	2,000	1,002	1,503	1,999	1.009x - 18.837	0.999
B25	SKC	224-PCXR4	798489	07/04/2023	1,000	1,500	2,000	1,002	1,494	2,000	0.997x + 3.494	1.000
B26	SKC	224-PCXR4	798479	07/04/2023	1,000	1,500	2,000	1,001	1,501	1,994	0.995x + 5.564	1.000
B27	SKC	224-PCXR4	691673	04/04/2023	1,000	1,500	2,000	995	1,505	2,004	1.013x - 25.091	0.999
B28	SKC	224-PCXR4	691570	04/04/2023	1,000	1,500	2,000	1,003	1,501	2,001	1.010x - 19.922	0.999
B29	SKC	224-PCXR4	626472	05/04/2023	1,000	1,500	2,000	1,001	1,498	2,000	0.999x - 1.831	1.000
B30	SKC	224-PCXR4	691489	04/04/2023	1,000	1,500	2,000	1,002	1,507	2,003	1.009x - 13.936	0.999
B31	SKC	224-PCXR4	691509	07/04/2023	1,000	1,500	2,000	994	1,496	1,997	1.004x - 9.680	1.000
B32	SKC	224-PCXR4	091567	10/04/2023	1,000	1,500	2,000	992	1,506	2,001	1.013x - 25.542	0.999
B33	SKC	224-PCXR4	091756	05/04/2023	1,000	1,500	2,000	993	1,498	1,992	0.998x - 1.121	1.000
B34	SKC	224-PCXR4	612962	07/04/2023	1,000	1,500	2,000	1,002	1,503	2,003	1.008x - 14.753	0.999
B35	SKC	224-PCXR4	602682	05/04/2023	1,000	1,500	2,000	991	1,497	1,996	1.003x - 11.598	1.000
B36	SKC	224-PCXR4	626164	05/04/2023	1,000	1,500	2,000	997	1,495	1,998	1.002x - 8.097	1.000
B37	SKC	224-PCXR4	626256	07/04/2023	1,000	1,500	2,000	993	1,505	1,996	1.012x - 27.161	0.999
B38	SKC	224-PCXR4	626167	07/04/2023	1,000	1,500	2,000	998	1,493	1,997	1.003x - 8.615	1.000
B39	SKC	224-PCXR4	034637	10/04/2023	1,000	1,500	2,000	1,003	1,500	2,003	1.013x - 23.125	0.999
B40	SKC	224-PCXR4	798349	07/04/2023	1,000	1,500	2,000	993	1,507	1,998	1.015x - 30.204	0.999

Calibrated by :

Approved by :



บริษัท เอส.พี.เอส. คอนซัลติ้ง เซอร์วิส จำกัด

S.P.S. CONSULTING SERVICE CO., LTD.

7 ซอยพหลโยธิน 24 ถนนพหลโยธิน แขวงจอมพล เขตจตุจักร กรุงเทพฯ 10900
7 Soi Phaholyothin 24, Phaholyothin Rd., Jompol, Chatuchak, Bangkok 10900

Tel : (662) 939-4370-72, Fax : (662) 513-4221, E-mail : sale@spscon.com., www.spscon.com

Personal Pump Calibration Report

Calibration Method : Dry Cal Primary Flowmeter

Model : Defender 510-H

S/N : 136164

Environmental Conditions

Temperature : 25 \pm 3 $^{\circ}$ C
Pressure : 1010 \pm 15 mmbar

Personal Pump Data				Calibration Data								
No.	Brand	Model	Serial No.	Date	Flow Rate (ml/min)						Value From Calibration Curve	
					Setting			Actual (Q std.)			y	R ²
					1	2	3	1	2	3		
B41	SKC	224-PCXR4	612669	07/04/2023	1,000	1,500	2,000	997	1,496	1,991	0.998x - 1.396	1.000
B42	SKC	224-PCXR4	626041	10/04/2023	1,000	1,500	2,000	1,006	1,496	1,992	0.988x + 14.223	1.000
B43	SKC	224-PCXR4	034636	07/04/2023	1,000	1,500	2,000	1,001	1,503	1,993	0.992x + 8.810	1.000
B44	SKC	224-PCXR8	529341	10/04/2023	1,000	1,500	2,000	1,000	1,499	2,005	1.008x - 14.358	1.000
B45	SKC	224-PCXR8	529594	10/04/2023	1,000	1,500	2,000	998	1,506	1,987	0.990x + 12.580	1.000
B46	SKC	224-PCXR8	566743	05/04/2023	1,000	1,500	2,000	996	1,502	2,000	1.012x - 26.902	0.999
B47	SKC	224-PCXR8	566747	07/04/2023	1,000	1,500	2,000	998	1,501	2,002	1.014x - 27.552	0.999
B48	SKC	224-PCXR8	566753	10/04/2023	1,000	1,500	2,000	998	1,493	1,996	0.997x - 0.359	1.000
B49	SKC	224-PCXR8	566780	05/04/2023	1,000	1,500	2,000	1,007	1,501	2,007	1.011x - 19.156	0.999
B50	SKC	224-PCXR8	500400	07/04/2023	1,000	1,500	2,000	1,004	1,495	2,004	1.000x - 1.663	1.000
B51	SKC	224-PCXR8	500363	04/04/2023	1,000	1,500	2,000	997	1,502	1,998	1.008x - 21.322	0.999
B52	SKC	224-PCXR8	093186	05/04/2023	1,000	1,500	2,000	993	1,493	1,995	1.000x - 6.106	1.000
B53	SKC	224-PCXR8	707670	05/04/2023	1,000	1,500	2,000	1,000	1,498	2,002	1.009x - 18.883	0.999
B54	SKC	224-PCXR3	509821	05/04/2023	1,000	1,500	2,000	995	1,500	2,001	1.016x - 32.482	0.999
B55	SKC	224-PCXR3	510710	10/04/2023	1,000	1,500	2,000	998	1,497	1,992	0.996x - 0.191	1.000
B56	SKC	224-PCXR3	511450	05/04/2023	1,000	1,500	2,000	1,003	1,501	2,003	1.005x - 8.081	1.000
B57	SKC	224-PCXR3	510798	05/04/2023	1,000	1,500	2,000	999	1,490	2,000	1.001x - 2.920	1.000
B58	SKC	224-PCXR3	509852	10/04/2023	1,000	1,500	2,000	1,002	1,496	1,998	1.004x - 15.922	0.999
B59	SKC	224-PCXR3	509862	10/04/2023	1,000	1,500	2,000	998	1,501	1,996	0.996x + 4.471	1.000
B60	SKC	224-PCXR3	512655	07/04/2023	1,000	1,500	2,000	1,003	1,499	2,004	1.005x - 9.971	1.000
B61	SKC	224-PCXR3	503915	10/04/2023	1,000	1,500	2,000	993	1,488	1,999	1.007x - 15.934	1.000
B62	SKC	224-PCXR3	505975	10/04/2023	1,000	1,500	2,000	1,001	1,495	1,997	1.000x - 4.802	1.000
B63	SKC	224-PCXR3	511432	07/04/2023	1,000	1,500	2,000	993	1,500	2,000	1.015x - 32.709	0.999
B64	SKC	224-PCXR3	508302	05/04/2023	1,000	1,500	2,000	998	1,491	1,987	0.989x + 9.855	1.000
B65	SKC	224-PCXR3	508310	10/04/2023	1,000	1,500	2,000	998	1,502	2,005	1.012x - 20.596	1.000
B66	SKC	224-PCXR3	509861	10/04/2023	1,000	1,500	2,000	1,000	1,492	1,992	0.990x + 10.912	1.000
B67	SKC	224-PCXR3	506295	07/04/2023	1,000	1,500	2,000	993	1,506	2,002	1.007x - 13.999	1.000
B68	SKC	224-PCXR3	505872	05/04/2023	1,000	1,500	2,000	998	1,488	1,997	0.998x - 1.743	1.000
B69	SKC	224-PCXR3	508375	04/04/2023	1,000	1,500	2,000	1,004	1,502	2,002	1.009x - 18.897	0.999
B70	SKC	224-PCXR3	510623	05/04/2023	1,000	1,500	2,000	994	1,505	1,998	1.004x - 8.846	1.000
B71	SKC	224-PCXR3	508367	10/04/2023	1,000	1,500	2,000	994	1,503	2,003	1.011x - 23.544	0.999
B72	SKC	224-PCXR3	505977	10/04/2023	1,000	1,500	2,000	1,005	1,493	1,992	0.988x + 13.309	1.000
B73	SKC	224-PCXR3	512606	05/04/2023	1,000	1,500	2,000	1,000	1,504	2,004	1.008x - 14.506	1.000
B74	SKC	224-PCXR3	505993	05/04/2023	1,000	1,500	2,000	997	1,497	1,996	1.001x - 7.514	1.000
B75	SKC	224-PCXR3	509820	07/04/2023	1,000	1,500	2,000	997	1,496	1,992	0.997x + 0.195	1.000
B76	SKC	224-PCXR3	509811	05/04/2023	1,000	1,500	2,000	995	1,498	1,999	1.004x - 11.212	1.000
B77	SKC	224-PCXR3	508301	10/04/2023	1,000	1,500	2,000	1,003	1,502	2,004	1.013x - 23.811	0.999
B78	SKC	224-PCXR3	510677	04/04/2023	1,000	1,500	2,000	997	1,505	2,000	1.007x - 16.113	0.999
B79	SKC	224-PCXR3	510920	10/04/2023	1,000	1,500	2,000	996	1,495	1,993	0.998x - 1.232	1.000

Calibrated by :

Approved by :



บริษัท เอส.พี.เอส. คอนซัลติ้ง เซอร์วิส จำกัด

S.P.S. CONSULTING SERVICE CO., LTD.

7 ซอยพหลโยธิน 24 ถนนพหลโยธิน แขวงจอมพล เขตจตุจักร กรุงเทพฯ 10900

7 Soi Phaholyothin 24, Phaholyothin Rd., Jompol, Chatuchak, Bangkok 10900

Tel : (662) 939-4370-72, Fax : (662) 513-4221, E-mail : sale@spscon.com.. www.spscon.com

Personal Pump Calibration Report

Calibration Method : Dry Cal Primary Flowmeter

Model : Defender 510-H

S/N : 136164

Environmental Conditions

Temperature : 25 \pm 3 $^{\circ}$ C
Pressure : 1010 \pm 15 mmbar

Personal Pump Data				Calibration Data								
No.	Brand	Model	Serial No.	Date	Flow Rate (ml/min)						Value From Calibration Curve	
					Setting			Actual (Q std.)				
					1	2	3	1	2	3	y	R ²
R01	SKC	224-PCXR4	602467	10/04/2023	1,000	1,500	2,000	992	1,507	2,005	1.009x - 15.491	1.000
R02	SKC	224-PCXR4	626450	10/04/2023	1,000	2,000	3,000	997	1,497	1,989	0.990x + 10.155	1.000
R03	SKC	224-PCXR4	691592	10/04/2023	1,000	1,500	2,000	1,005	1,498	2,003	1.010x - 19.567	0.999
R04	SKC	224-PCXR4	691672	04/04/2023	1,000	1,500	2,000	998	1,491	1,997	0.998x - 1.962	1.000
R05	SKC	224-PCXR4	798470	10/04/2023	1,000	1,500	2,000	994	1,506	1,998	1.012x - 28.038	0.999
R06	SKC	224-PCXR4	798456	05/04/2023	1,000	1,500	2,000	993	1,497	1,995	1.004x - 10.749	1.000
R07	SKC	224-PCXR4	798480	10/04/2023	1,000	1,500	2,000	996	1,492	1,998	1.005x - 11.766	1.000
R08	SKC	224-PCXR4	883215	10/04/2023	1,000	1,500	2,000	1,010	1,503	2,003	0.998x + 3.526	1.000
R09	SKC	224-PCXR4	034650	04/04/2023	1,000	1,500	2,000	994	1,505	2,003	1.017x - 33.985	0.999
R10	SKC	224-PCXR4	091765	07/04/2023	1,000	1,500	2,000	998	1,492	1,996	1.000x - 3.929	1.000
R11	SKC	224-PCXR4	091763	04/04/2023	1,000	1,500	2,000	1,002	1,497	2,003	1.012x - 23.883	0.999
R12	SKC	224-PCXR4	091568	10/04/2023	1,000	1,500	2,000	995	1,503	1,998	1.002x - 7.698	1.000
R13	SKC	224-PCXR4	091638	10/04/2023	1,000	1,500	2,000	1,005	1,497	1,993	0.989x + 13.679	1.000
R14	SKC	224-PCXR4	091764	10/04/2023	1,000	1,500	2,000	992	1,503	1,998	1.015x - 32.167	0.999
R15	SKC	224-PCXR8	529457	10/04/2023	1,000	1,500	2,000	1,003	1,501	2,005	1.005x - 9.429	1.000
R16	SKC	224-PCXR8	529643	04/04/2023	1,000	1,500	2,000	999	1,496	1,995	0.999x - 3.290	1.000
R17	SKC	224-PCXR8	529645	05/04/2023	1,000	1,500	2,000	995	1,511	2,001	1.012x - 23.233	0.999
R18	SKC	224-PCXR8	566756	07/04/2023	1,000	1,500	2,000	992	1,497	1,999	1.002x - 7.359	1.000
R19	SKC	224-PCXR8	566802	07/04/2023	1,000	1,500	2,000	1,002	1,498	1,999	1.009x - 19.671	0.999
R20	SKC	224-PCXR8	529089	07/04/2023	1,000	1,500	2,000	992	1,501	2,004	1.015x - 28.270	1.000
R21	SKC	224-PCXR8	665728	10/04/2023	1,000	1,500	2,000	997	1,494	1,997	1.001x - 7.797	1.000
R22	SKC	224-PCXR8	707444	05/04/2023	1,000	1,500	2,000	1,003	1,501	2,003	1.003x - 6.218	1.000
R23	SKC	224-PCXR8	761067	10/04/2023	1,000	1,500	2,000	996	1,495	1,993	0.995x + 0.263	1.000
R24	SKC	224-PCXR8	707893	10/04/2023	1,000	1,500	2,000	997	1,506	2,002	1.009x - 17.713	0.999
R25	SKC	224-PCXR8	761052	10/04/2023	1,000	1,500	2,000	1,009	1,497	1,992	0.983x + 22.945	1.000
R26	SKC	224-PCXR8	707956	10/04/2023	1,000	1,500	2,000	1,004	1,502	2,005	1.008x - 14.326	0.999
R27	SKC	224-PCXR8	707398	07/04/2023	1,000	1,500	2,000	995	1,502	2,002	1.007x - 16.361	1.000
R28	SKC	224-PCXR8	707481	10/04/2023	1,000	1,500	2,000	1,006	1,501	2,003	1.009x - 18.291	0.999
R29	SKC	224-PCXR8	707402	07/04/2023	1,000	1,500	2,000	1,002	1,494	1,989	0.987x + 14.566	1.000
R30	SKC	224-PCXR8	093811	04/04/2023	1,000	1,500	2,000	1,001	1,494	1,996	0.997x + 0.646	1.000
R31	SKC	224-PCXR8	093183	10/04/2023	1,000	1,500	2,000	1,001	1,502	2,004	1.004x - 5.652	1.000
R32	SKC	224-PCXR8	671950	05/04/2023	1,000	1,500	2,000	999	1,501	1,993	0.994x + 7.163	1.000
R33	SKC	224-PCXR4	626254	10/04/2023	1,000	1,500	2,000	996	1,504	2,001	1.015x - 30.192	0.999
R34	SKC	224-PCXR4	626131	04/04/2023	1,000	1,500	2,000	1,003	1,498	2,004	1.004x - 9.377	1.000
R35	SKC	224-PCXR8	707460	10/04/2023	1,000	1,500	2,000	998	1,496	1,996	0.996x + 3.677	1.000
R36	SKC	224-PCXR8	707446	10/04/2023	1,000	1,500	2,000	1,003	1,498	2,002	1.010x - 20.668	0.999
R37	SKC	224-PCXR8	707432	10/04/2023	1,000	1,500	2,000	998	1,496	2,000	0.999x - 0.873	1.000
R38	SKC	224-PCXR8	707349	07/04/2023	1,000	1,500	2,000	997	1,497	2,001	1.003x - 8.747	1.000
R39	SKC	224-PCXR8	761095	10/04/2023	1,000	1,500	2,000	1,001	1,497	1,997	0.999x + 0.140	1.000

Calibrated by :

Approved by :



บริษัท เอส.พี.เอส. คอนซัลติ้ง เซอร์วิส จำกัด
S.P.S. CONSULTING SERVICE CO., LTD.
7 ซอยพหลโยธิน 24 ถนนพหลโยธิน แขวงจอมพล เขตจตุจักร กรุงเทพฯ 10900
7 Soi Phaholyothin 24, Phaholyothin Rd., Jompol, Chatuchak, Bangkok 10900
Tel : (662) 939-4370-72. Fax : (662) 513-4221, E-mail : sale@spscon.com., www.spscon.com

Rotameter Calibration Report (For Personal Pump High Flow Adjust)

Calibration Method : Dry Cal Primary Flowmeter

Model : Defender 510-H

S/N : 136164

Calibration Data

Rotameter Data			Calibration Data								
No.	Brand	Model	Date	Flow Rate (ml/min)						Value From Calibration Curve	
				Flow Rate (Reading)			Actual (Q std.)				
				1	2	3	1	2	3	y	R²
H-R01	Dwyer	VFB-65	05/04/2023	500	1,000	2,000	502.1	993.6	1981.1	1.000x - 3.647	0.999
H-R02	Dwyer	VFB-65	10/04/2023	500	1,000	2,000	500.4	998.7	1988.7	1.001x - 3.457	1.000
H-R03	Dwyer	VFB-65	07/04/2023	500	1,000	2,000	502.1	990.3	1997.7	0.993x + 4.022	1.000
H-R04	Dwyer	VFB-65	10/04/2023	500	1,000	2,000	497.2	992.2	2016.9	1.007x - 11.203	1.000
H-R05	Dwyer	VFB-65	05/04/2023	500	1,000	2,000	499.2	988.5	1990.7	1.003x - 7.136	1.000
H-R06	Dwyer	VFB-65	10/04/2023	500	1,000	2,000	504.8	994.6	1982.6	0.999x - 1.961	0.999

Calibrated by :

Approved by :



บริษัท เอส.พี.เอส. คอนซัลติ้ง เซอร์วิส จำกัด
S.P.S. CONSULTING SERVICE CO., LTD.
7 ซอยพหลโยธิน 24 ถนนพหลโยธิน แขวงจอมพล เขตจตุจักร กรุงเทพฯ 10900
7 Soi Phaholyothin 24, Phaholyothin Rd., Jompol, Chatuchak, Bangkok 10900
Tel : (662) 939-4370-72, Fax : (662) 513-4221, E-mail : sale@spscon.com., www.spscon.com

Rotameter Calibration Report (For Personal Pump Low Flow Adjust)

Calibration Method : Dry Cal Primary Flowmeter

Model : Defender 510-H

S/N : 136164

Calibration Data

Rotameter Data			Calibration Data								
No.	Brand	Model	Date	Flow Rate (ml/min)						Value From Calibration Curve	
				Flow Rate (Reading)			Actual (Q std.)				
				1	2	3	1	2	3	y	R ²
L-R01	Dwyer	VFA-21	05/04/2023	50	100	200	50.2	101.0	204.3	0.981x + 2.956	0.999
L-R02	Dwyer	VFA-21	10/04/2023	50	100	200	50.1	102.0	201.0	1.007x - 0.506	0.999
L-R03	Dwyer	VFA-21	07/04/2023	50	100	200	50.1	100.2	202.7	1.015x - 0.825	1.000
L-R04	Dwyer	VFA-21	10/04/2023	50	100	200	50.2	100.9	200.6	1.005x - 0.751	0.999
L-R05	Dwyer	VFA-21	05/04/2023	50	100	200	50.2	101.0	202.6	0.994x + 1.409	1.000
L-R06	Dwyer	VFA-21	10/04/2023	50	100	200	50.8	100.2	202.3	1.001x + 0.717	1.000

Calibrated by :

Approved by :



MAINTENANCE AND TEST CERTIFICATE MODEL

OPTIMA 5300DV

Customer : <u>S.P.S.Consulting Service Co.,Ltd</u>	Date Tested: <u>January 11, 2023</u>	
	Recommendation Recertification	
Address : <u>7 Soi Phaholyothin 24</u>	Period <u>6</u> Months	
<u>Paholyothin Road</u>	Recertification Due: <u>July 11, 2023</u>	
<u>Jompol Chatuchak, Bangkok 1090</u>	Date Last Certified: <u>July 11, 2022</u>	
User Name: <u>K.Phenpha Vipasthawatt</u>	Visit Number: <u>2 of 2</u>	
Phone: <u>083-9269252</u>	PerkinElmer Phone: <u>02-719-6420 ext 206</u>	
Fax: <u>02-513-4221</u>	PerkinElmer Fax: <u>02-318-5597</u>	

CONFIGURATION TESTED		ACCESSORIES/COMPONENT NOT INCLUDED
MODEL	SERIAL NUMBER	
<u>OPTIMA 5300DV</u>	<u>077C7042401</u>	
TESTED EQUIPMENT	CALIBRATION NUMBER	EXPIRATION
<u>IPV Methods</u>		
TEST STANDARD USED	PART NUMBER	EXPIRATION DATE
<u>Multielement Standard</u>	<u>N069-1579</u>	<u>May 30, 2023</u>
<u>Wavecal Solution</u>	<u>N058-2152</u>	<u>February 28, 2023</u>
<u>VIS Wavecal solution</u>	<u>N930-2946</u>	<u>August 30, 2023</u>
<u>Instrument Cal. STD4</u>	<u>N930-0221</u>	<u>November 30, 2023</u>
CUSTOMER SUPPLIED	COMMENTS	CUSTOMER INITIALS
<u>2 % HNO3</u>		
<u>10 % HNO3</u>		



MAINTENANCE AND TEST CERTIFICATE MODEL

OPTIMA 5300DV

SERIAL NUMBER 077C7042401
DATE TESTED January 11, 2023
1. MECHANICAL CHECKS

- | | |
|--|---------------------------------|
| A. Inspect and clean all fans and filters. | <input type="text" value="OK"/> |
| B. Inspect and replace as necessary, all torch components including the RF coil. | <input type="text" value="OK"/> |
| C. Inspect all tubing for sign of clacking or leaking. | <input type="text" value="OK"/> |
| D. Adjust water and gas pressure regulator settings. | <input type="text" value="OK"/> |
| E. Inspect and leak check pneumatics drawers. | <input type="text" value="OK"/> |
| F. Clean the exterior of the instrument. | <input type="text" value="OK"/> |

2. OPTICAL CHECKS

- | | |
|---|---------------------------------|
| A. Inspect and clean all optical components. | <input type="text" value="OK"/> |
| B. As required, check and replace all purgefilters. | <input type="text" value="OK"/> |
| C. Recheck optical alignment. | <input type="text" value="OK"/> |

3. COOLING SYSTEM CHECKS

- | | |
|---|----------------------------------|
| A. Perform preventive maintenance on chiller. | <input type="text" value="OK"/> |
| B. Flush out the chiller every year. | <input type="text" value="N/A"/> |

4. PERFORMANCE CHECKS

- | | |
|----------------------------|---------------------------------|
| A. Torch View Alignment. | <input type="text" value="OK"/> |
| B. Wavelength Calibration. | <input type="text" value="OK"/> |



MAINTENANCE AND TEST CERTIFICATE MODEL

OPTIMA 5300DV

SERIAL NUMBER : <u>077C7042401</u>			DATE TESTED : <u>January 11, 2023</u>		
PARAMETER	SPECIFICATION			FINAL VALUE	
Spectral Resolution : UV	As	193.696 nm	≤ 0.007	<u>0.00504</u>	
	Ni	231.604 nm	≤ 0.008	<u>0.00646</u>	
	Ni	341.476 nm	≤ 0.012	<u>0.00768</u>	
Spectral Resolution : VIS	La	408.672 nm	≤ 0.020	<u>0.01597</u>	
	Ba	455.403 nm	≤ 0.025	<u>0.02185</u>	
Precision					
	As	193.656 nm	% RSD < 1.0	<u>0.89</u>	%
	Zn	213.856 nm	% RSD < 1.0	<u>0.77</u>	%
	Mn	257.610 nm	% RSD < 1.0	<u>0.51</u>	%
	La	379.478 nm	% RSD < 1.0	<u>0.44</u>	%
	Ba	455.403 nm	% RSD < 1.0	<u>0.44</u>	%
	Ba	493.408 nm	% RSD < 1.0	<u>0.46</u>	%
Detection Limits : Axial	Tl	190.080 nm	3(sd)	<u>4.04</u>	ppb
	As	193.696 nm	3(sd)	<u>3.58</u>	ppb
	Pb	220.353 nm	3(sd)	<u>1.90</u>	ppb
Detection Limits : Radial	As	193.696 nm	3(sd)	<u>47.72</u>	ppb
	Zn	213.856 nm	3(sd)	<u>1.02</u>	ppb
	Mn	257.610 nm	3(sd)	<u>0.68</u>	ppb
	La	379.478 nm	3(sd)	<u>1.43</u>	ppb
	Ba	455.403 nm	3(sd)	<u>0.10</u>	ppb
	Ba	493.408 nm	3(sd)	<u>0.36</u>	ppb
BEC : Axial (IB X 500)/(IS-IB)	Cd	226.502 nm	≤ 150 ppb	<u>58.36</u>	
BEC : Radial (IB X 1000)/(IS-IB)	Mn	257.610 nm	≤ 45 ppb	<u>104142.80</u>	



MAINTENANCE AND TEST CERTIFICATE MODEL OPTIMA 5300DV

SERIAL NUMBER 077C7042401DATE TESTED January 11, 2023**Remarks :**

Commissioning follow as commissioning performance sheets.

This is to certify that the above tests have been performed and the configuration tested



meets



does not meet

the PerkinElmer Specifications listed on this certificate.

This certificate does not modify PerkinElmer's standard terms and condition of sale,
including warranty terms.


Service Department PerkinElmer Ltd.**Authorized Representative:**




บริษัท เอส.พี.เอส. คอนซัลติ้ง เซอร์วิส จำกัด
S.P.S. CONSULTING SERVICE CO., LTD.
7 ซอยพหลโยธิน 24 ถนนพหลโยธิน แขวงจอมพล เขตจตุจักร กรุงเทพฯ 10900
7 Soi Phaholyothin 24, Phaholyothin Rd., Jompol, Chatuchak, Bangkok 10900
Tel : (662) 939-4370-72, Fax : (662) 513-4221, E-mail : sale@spscon.com., www.spscon.com

Calibration Report					
Non-Dispersive Infrared CO Analyzer					
Date :	04 June 2023	Brand :	API	Model :	300E
No.	CO-R01			Serial No.	704
Calibrator (Dilution System)					
Brand : API			Model : 700		
Last Cal. Date : 06 September 2022			Serial No. : 421		
Reference Standard Gas					
Standard Gas : Carbon Monoxide (CO)			Cylinder No. : D196045		
Certified Date : 16 April 2022		Expired Date : 15 April 2024		Cylinder Conc. : 4,570 ppm	
Calibrating Condition					
Pressure	1011	mmbar	Temp.	24.5	°C
			% RH	49	
Calibration Setting					
Span	Initial Reading (Before Adj.), PPM			Final Reading (After Adj.), PPM	
Set Point	Expected Concentration	Analyzer Response	%Dif	Analyzer Response	
Zero	0	-0.10	-	0	
CO Span	40.00	40.05	0.125	40.00	
API Model 300E CO Analyzer Check List					
Parameter	Observed Value	Units	Nominal Range		
Range	50	PPM	0-1000 ppm		
Stability	0.10	PPM	< 1 ppm With Zero Air		
CO Measure	4013.5	mV	2500-4800 mV		
CO Reference	3946.3	mV	2500-4800 mV		
Measure/Reference Ratio	1.180	-	1.1-1.3 W/Zero Air		
Sample Pressure	28.6	In-Hg-A	~2" < Ambient Absolute Pressure		
Sample Flow	803	CC/Min	800 ± 10%		
Sample Temperature	48.4	°C	48 ± 4		
Bench Temperature	48.2	°C	48 ± 2		
Wheel Temperature	68.5	°C	68 ± 2		
Box Temperature	30.9	°C	Ambient Temp + 7 ± 10		
Photo-Drive	3041.4	mV	250 mV to 4750 mV		
Slope	1.017	-	1.0 ± 0.3		
Offset	0.2	-	0 ± 0.3		

Calibrated by :



Approved by :



ลำดับที่ 7

ระดับความร้อนในสถานประกอบการ



CALIBRATION LABORATORY Co., LTD.

2/10-11,14,55 Soi Prasert Manukit 29 Yaek 4, Prasert Manukit Rd., Ladphrao, Bangkok 10230
Tel. 02-578-0353-4 Fax: 02-578-2672 www.cal-laboratory.com E-mail:sale@cal-laboratory.com



CERTIFICATE OF CALIBRATION

FOR

NOMENCLATURE : DIGITAL THERMOHYGRO METER
(THERMAL ENVIRONMENT MONITOR)
MANUFACTURER : 3M
MODEL / TYPE : QUESTemp^{OTM}32
SERIAL NO. : TPK120034
CLID. NO. : 231801948
JOB CONTROL NO. : 221108113507

CUSTOMER : S.P.S. CONSULTING SERVICE CO., LTD.
7 SOI PHAHOLYOTHIN 24 ROAD., JOMPOL,
CHATUCHAK, BANGKOK 10900



DATE OF RECEIVED : 08 November 2022

DATE OF ISSUED : 11 November 2022

Report of calibration screening must not be taken in part. Except complete. Without the approval of the Calibration Laboratory Co., Ltd.

Calibrated By : Oranut Kamchatphai
Calibration Engineer

Approved By :



This Calibration Certificate documents the traceability to national standards, which realize the units of measurement according to
the International System of Units (SI)

Certificate No. Q22113507

F3-011-04/01-12

page 1 of 3



@clccalibration

REPORT OF CALIBRATION

FOR

NOMENCLATURE : DIGITAL THERMOHYGRO METER
(THERMAL ENVIRONMENT MONITOR)

MANUFACTURER : 3M

MODEL / TYPE : QUESTemp[®]TM32

SERIAL NO. : TPK120034

DATE OF CALIBRATION : 10 November 2022

ENVIRONMENT CONDITIONS :

Temperature : $(23 \pm 2) ^\circ\text{C}$

Relative Humidity : $(55 \pm 10) \% \text{RH}$

PROCEDURE USED :

This instrument was calibrated under procedure No. **WI-305-74**. The calibration was performed by using Chilled Mirror Hygrometer and Temperature & Humidity Chamber which maintained by the Calibration Laboratory Co., Ltd.

REFERENCE STANDARD USED :

Chilled Mirror Hygrometer, Edgetech Model Dew Master S/N. 44602.

Temperature & Humidity Chamber, PGC Model 9141-5116 S/N. 1304261.

TRACEABILITY :

The measurements are traceable to International System of Units (SI) , through Thunder Scientific Corporation.
Certificate No. 19944, Due Date 26 January 2023.

UNCERTAINTY :

The reported expanded uncertainty of measurement is stated as the standard uncertainty of measurement multiplied by the coverage factor $k=2,00$ which for a normal distribution corresponds to a coverage probability of approximately 95 %.
It has been evaluated according to the "Evaluation of the Uncertainty of Measurement in Calibration (EA-4/02 M:2021)"

Certificate No. Q22113507

F3-011-04/01-12

page 2 of 3



CONDITION OF CALIBRATION ITEM : GOOD

MEASUREMENT RESULTS : (X) without adjustment () adjustment

The table in the following gives the calibration results and associated measurement uncertainties of the measuring digital thermohygrometer (thermal environment monitor).

CALIBRATION DATA

1. CORRECTION OF TEMPERATURE : WET

Test point (° C)	Actual Temperature (° C)	DUC Reading (° C)	Correction (° C)	Uncertainty \pm (° C)
30.0	29.95	29.9	+0.05	0.41
35.0	34.99	34.9	+0.09	
40.0	40.01	39.9	+0.11	

2. CORRECTION OF TEMPERATURE : DRY

Test point (° C)	Actual Temperature (° C)	DUC Reading (° C)	Correction (° C)	Uncertainty \pm (° C)
30.0	29.95	30.0	-0.05	0.41
35.0	34.99	35.0	-0.01	
40.0	40.01	40.0	+0.01	

3. CORRECTION OF TEMPERATURE : GLOBE BULB

Test point (° C)	Actual Temperature (° C)	DUC Reading (° C)	Correction (° C)	Uncertainty \pm (° C)
30.0	29.95	29.8	+0.15	0.41
35.0	34.99	34.8	+0.19	
40.0	40.01	39.8	+0.21	

Note. The Scope of Accredited TISI Certificate No. 19C087/0655 Issue 1 Page 36 of 111

This report is valid for the above stated instrument/s only.

End of Certificate

Certificate No. Q22113507

F3-011-04/01-12

page 3 of 3





บริษัท เอส.พี.เอส. คอนซัลติ้ง เซอร์วิส จำกัด

S.P.S. CONSULTING SERVICE CO., LTD.

7 ซอยพหลโยธิน 24 ถนนพหลโยธิน แขวงจอมพล เขตจตุจักร กรุงเทพฯ 10900

7 Soi Phaholyothin 24, Phaholyothin Rd., Jompol, Chatuchak, Bangkok 10900

Tel : (662) 939-4370-72, Fax : (662) 513-4221, E-mail : sale@spscon.com, www.spscon.com


Heat B049_1/23

Heat Stress WBGT Meter Verification Report			
Verification Data			
Heat Stress WBGT Meter No.	: B33	Verification Date	: 10 April 2023
Brand	: 3M	Ambient Temp.	: 24.5 °C
Model	: QUESTemp ^{OTM} 32	Barometric Pressure	: 1011 mmbar
Serial No.	: TPK120034	Relative Humidity	: 49 %
Verification Module (Electronic Sensor Check) :			
Verification Module No. : 21 WB = 12.5 °C , DB = 47.1 °C , G = 69.3 °C			
Result of Verification : Without Adjustment			
Wet Probe Temperature Measurement			
Verification Module Reading (°C)	UUC* Reading (°C)	Correction (°C)	Tolerance Limit (°C)
12.5	12.6	-0.1	0.5
Dry Probe Temperature Measurement			
Verification Module Reading (°C)	UUC* Reading (°C)	Correction (°C)	Tolerance Limit (°C)
47.1	47.1	0.0	0.5
Globe Probe Temperature Measurement			
Verification Module Reading (°C)	UUC* Reading (°C)	Correction (°C)	Tolerance Limit (°C)
69.3	69.3	0.0	0.5
UUC* = UNIT UNDER CALIBRATION			

Verified by :



Approved by :





Certificate of Calibration

Certificate Number : SPR23030505-7

Page : 1 of 3

Customer : S.P.S. CONSULTING SERVICE CO., LTD.

7 Soi Phaholyothin 24 Phaholyothin Road., Jompol, Chatuchak,
Bangkok 10900

Equipment Name : Area Heat Stress Monitor

Manufacturer : Quest Technologies

Model : QUESTemp 34

Serial Number : TEH090208

ID. Number : R08

Environmental Conditions

Ambient Temperature : $23^{\circ}\text{C} \pm 2^{\circ}\text{C}$

Received Date : 30 Mar 2023

Relative Humidity : $50\% \pm 15\%$

Calibration Date : 31 Mar 2023

Location of Calibration : In-Lab

Recommend Due Date : 31 Mar 2024

Calibration Procedure : SP-CPT-04-13


Date of Issue : 01 Apr 2023

Method of Calibration


This certifies that the above instrument was calibrated in compliance with the calibration system requirement of ISO/IEC 17025:2017 in accordance with reference procedure. Standards used to perform this calibration are certified by to NIST or equivalent, National metrology institute, Natural physical constants, consensus standards. The result reported herein apply only to the calibration of the item described above as received. Our decision rule is to contact the customer if the item pass and fail calibration when the results include the uncertainties and the customer must determine if the results meets their needs.

All calibrations are performed within manufacture's specifications. The calibration certificate shall not be reproduced except in full, without written approval of SP Metrology System (Thailand) Co., Ltd.

Calibrated by



Approved by :





Calibration Report

Certificate Number : SPR23030505-7

Page : 2 of 3

Reference Standards

Equipment Name	Model	Serial No.	Certificate No.	Due. Date
Humidity Chamber	TH-80S	N/A	SPR23010480-5	22 Feb 2024
THERMO-HYGROMETER	5020A	A47046	QR23-0176	26 Jan 2024

Traceability

This certification is traceable to the International System of Unit maintained at :

SP Metrology - SP Metrology system (Thailand) Co.Ltd.

Quality Reborn Co., Ltd



Result of Calibration

Certificate No. : SPR23030505-7

Page : 3 of 3

Temperature Accuracy in the Measurement. (WET)

Unit : °C

Temperature Setting	Standard Reading	UUC Reading	Error	Uncertainty (±)
30.0	30.013	30.1	0.087	0.50
35.0	35.010	35.1	0.090	0.50
40.0	40.015	40.1	0.085	0.50

Temperature Accuracy in the Measurement. (DRY)

Unit : °C

Temperature Setting	Standard Reading	UUC Reading	Error	Uncertainty (±)
30.0	30.013	30.1	0.087	0.50
35.0	35.010	35.1	0.090	0.50
40.0	40.015	40.1	0.085	0.50

Temperature Accuracy in the Measurement. (GLOBE)

Unit : °C

Temperature Setting	Standard Reading	UUC Reading	Error	Uncertainty (±)
30.0	30.013	30.2	0.187	0.50
35.0	35.010	35.2	0.190	0.50
40.0	40.015	40.2	0.185	0.50

Note:

The result of calibration was found accurate as show on date and place of calibration only.
This Certificate is not certified for any commercial transaction.

Measurement Uncertainty

The reported uncertainty of measurement is the expanded uncertainty obtained by multiplying the standard uncertainty with the coverage factor $k = 2$, providing a level of confidence approximately 95%.

– End of Certificate –



บริษัท เอส.พี.เอส. คอนซัลติ้ง เซอร์วิส จำกัด

S.P.S. CONSULTING SERVICE CO., LTD.

7 ซอยพหลโยธิน 24 ถนนพหลโยธิน แขวงจอมพล เขตจตุจักร กรุงเทพฯ 10900


7 Soi Phaholyothin 24, Phaholyothin Rd., Jompol, Chatuchak, Bangkok 10900

Tel : (662) 939-4370-72, Fax : (662) 513-4221, E-mail : sale@spscon.com., www.spscon.com


Heat B049_2/23

Heat Stress WBGT Meter Verification Report			
Verification Data			
Heat Stress WBGT Meter No.	: R08	Verification Date	: 10 April 2023
Brand	: 3M	Ambient Temp.	: 24.5 °C
Model	: QUESTemp ^o 34	Barometric Pressure	: 1011 mmbar
Serial No.	: TEH090208	Relative Humidity	: 49 %
Verification Module (Electronic Sensor Check) :			
Verification Module No. : 21 WB = 12.5 °C , DB = 47.1 °C , G = 69.3 °C			
Result of Verification : Without Adjustment			
Wet Probe Temperature Measurement			
Verification Module Reading (°C)	UUC* Reading (°C)	Correction (°C)	Tolerance Limit (°C)
12.5	12.3	0.2	0.5
Dry Probe Temperature Measurement			
Verification Module Reading (°C)	UUC* Reading (°C)	Correction (°C)	Tolerance Limit (°C)
47.1	47.0	0.1	0.5
Globe Probe Temperature Measurement			
Verification Module Reading (°C)	UUC* Reading (°C)	Correction (°C)	Tolerance Limit (°C)
69.3	69.4	-0.1	0.5
UUC* = UNIT UNDER CALIBRATION			

Verified by :



Approved by :



CERTIFICATE OF CALIBRATION

FOR

NOMENCLATURE : DIGITAL THERMOHYGRO METER
[THERMAL ENVIRONMENT MONITOR]
MANUFACTURER : 3M
MODEL / TYPE : QUESTemp^oTM32
SERIAL NO. : TPM010103
CLID. NO. : 231802264
JOB CONTROL NO. : 221108113501

CUSTOMER : S.P.S. CONSULTING SERVICE CO., LTD.
7 SOI PHAHOLYOTHIN 24 ROAD., JOMPOL,
CHATUCHAK, BANGKOK 10900

DATE OF RECEIVED : 08 November 2022



DATE OF ISSUED : 11 November 2022

Report of calibration screening must not be taken in part. Except complete. Without the approval of the Calibration Laboratory Co., Ltd.

Calibrated By :

Oranut Kamchatphai
Calibration Engineer

Approved By :



This Calibration Certificate documents the traceability to national standards, which realize the units of measurement according to the International System of Units (SI)

Certificate No. Q22113501

F3-011-04/01-12

page 1 of 3



@clccalibration

REPORT OF CALIBRATION

FOR

NOMENCLATURE : DIGITAL THERMOHYGRO METER
[THERMAL ENVIRONMENT MONITOR]
MANUFACTURER : 3M
MODEL / TYPE : QUESTempTM32
SERIAL NO. : TPM010103
DATE OF CALIBRATION : 10 November 2022

ENVIRONMENT CONDITIONS :

Temperature : $(23 \pm 2) ^\circ\text{C}$

Relative Humidity : $(55 \pm 10) \% \text{RH}$

PROCEDURE USED :

This instrument was calibrated under procedure No. **WI-305-74**. The calibration was performed by using Chilled Mirror Hygrometer and Temperature & Humidity Chamber which maintained by the Calibration Laboratory Co., Ltd.

REFERENCE STANDARD USED :

Chilled Mirror Hygrometer, Edgetech Model Dew Master S/N. 44602.

Temperature & Humidity Chamber, PGC Model 9141-5116 S/N. 1304261.

TRACEABILITY :

The measurements are traceable to International System of Units (SI) , through Thunder Scientific Corporation.
Certificate No. 19944, Due Date 26 January 2023.

UNCERTAINTY :

The reported expanded uncertainty of measurement is stated as the standard uncertainty of measurement multiplied by the coverage factor $k = 2,00$ which for a normal distribution corresponds to a coverage probability of approximately 95 %.
It has been evaluated according to the "Evaluation of the Uncertainty of Measurement in Calibration (EA-4/02 M:2021)"

Certificate No. Q22113501

F3-011-04/01-12

page 2 of 3





CLC
Accredited
ISO/IEC 17025

CALIBRATION LABORATORY Co., LTD.

2/10-11,14,55 Soi Prasert Manukit 29 Yaek 4, Prasert Manukit Rd., Ladphrao, Bangkok 10230

Tel. 02-578-0353-4 Fax: 02-578-2672 www.cal-laboratory.com E-mail:sale@cal-laboratory.com



NSC-TISI-TIS 17025
CALIBRATION 0059
CLC

CONDITION OF CALIBRATION ITEM : GOOD

MEASUREMENT RESULTS : (X) without adjustment () adjustment

The table in the following gives the calibration results and associated measurement uncertainties of the measuring digital thermohygro meter [thermal environment monitor].

CALIBRATION DATA

1. CORRECTION OF TEMPERATURE : WET

Test point (° C)	Actual Temperature (° C)	DUC Reading (° C)	Correction (° C)	Uncertainty \pm (° C)
30.0	29.95	29.8	+0.15	0.41
35.0	34.99	34.8	+0.19	
40.0	40.01	39.8	+0.21	

2. CORRECTION OF TEMPERATURE : DRY

Test point (° C)	Actual Temperature (° C)	DUC Reading (° C)	Correction (° C)	Uncertainty \pm (° C)
30.0	29.95	29.8	+0.15	0.41
35.0	34.99	34.8	+0.19	
40.0	40.01	39.8	+0.21	

3. CORRECTION OF TEMPERATURE : GLOBE BULB

Test point (° C)	Actual Temperature (° C)	DUC Reading (° C)	Correction (° C)	Uncertainty \pm (° C)
30.0	29.95	29.7	+0.25	0.41
35.0	34.99	34.7	+0.29	
40.0	40.01	39.7	+0.31	

Note. The Scope of Accredited TISI Certificate No. 19C087/0655 Issue 1 Page 36 of 111

This report is valid for the above stated instrument/s only.

End of Certificate

Certificate No. Q22113501

F3-011-04/01-12

page 3 of 3



@clccalibration




บริษัท เอส.พี.เอส. คอนซัลติ้ง เซอร์วิส จำกัด
S.P.S. CONSULTING SERVICE CO., LTD.
7 ซอยพหลโยธิน 24 ถนนพหลโยธิน แขวงจอมพล เขตจตุจักร กรุงเทพฯ 10900
7 Soi Phaholyothin 24, Phaholyothin Rd., Jompol, Chatuchak, Bangkok 10900
Tel : (662) 939-4370-72. Fax : (662) 513-4221. E-mail : sale@spscon.com.. www.spscon.com

Heat R015

Heat Stress WBGT Meter Verification Report			
Verification Data			
Heat Stress WBGT Meter No.	: R11	Verification Date	: 29 April 2023
Brand	: 3M	Ambient Temp.	: 24.5 °C
Model	: QUESTemp ^{OTM} 32	Barometric Pressure	: 1011 mmbar
Serial No.	: TPM010103	Relative Humidity	: 49 %
Verification Module (Electronic Sensor Check) :			
Verification Module No. : 21 WB = 12.5 °C , DB = 47.1 °C , G = 69.3 °C			
Result of Verification : Without Adjustment			
Wet Probe Temperature Measurement			
Verification Module Reading (°C)	UUC* Reading (°C)	Correction (°C)	Tolerance Limit (°C)
12.5	12.5	0.0	0.5
Dry Probe Temperature Measurement			
Verification Module Reading (°C)	UUC* Reading (°C)	Correction (°C)	Tolerance Limit (°C)
47.1	47.1	0.0	0.5
Globe Probe Temperature Measurement			
Verification Module Reading (°C)	UUC* Reading (°C)	Correction (°C)	Tolerance Limit (°C)
69.3	69.0	0.3	0.5
UUC* = UNIT UNDER CALIBRATION			

Verified by :



Approved by :

